

The Russia 2012 Enterprise Surveys Data Set

I. Introduction

1. This document provides additional information on the data collected in Russia between August 2011 and June 2012 as part of the fifth round of the Business Environment and Enterprise Performance Survey (BEEPS V), a joint initiative of the World Bank Group (“WB”) and the European Bank for Reconstruction and Development (“EBRD”). It is an enterprise survey whose objective is to gain an understanding of firms’ perception of the environment in which they operate. The survey was until now administered four times at an interval of three years. This has added an important element of dynamics in the study of business environment in transition countries.

The Enterprise Surveys, through interviews with firms in the manufacturing and services sectors, capture business perceptions on the biggest obstacles to enterprise growth, the relative importance of various constraints to increasing employment and productivity, and the effects of a country’s business environment on its international competitiveness. They are used to create statistically significant business environment indicators that are comparable across countries. The Enterprise Surveys are also used to build a panel of enterprise data that will make it possible to track changes in the business environment over time and allow, for example, impact assessments of reforms.

The report outlines and describes the sampling design of the data, the data set structure as well as additional information that may be useful when using the data, such as information on non-response cases and the appropriate use of the weights.

II. Sampling Structure

2. The sample for Russia was selected using stratified random sampling, following the methodology explained in the *Sampling Manual*¹. Stratified random sampling² was preferred over simple random sampling for several reasons³:

a. To obtain unbiased estimates for different subdivisions of the population with some known level of precision.

b. To obtain unbiased estimates for the whole population. The whole population, or universe of the study, is the non-agricultural economy. It comprises: all manufacturing sectors according to the group classification of ISIC Revision 3.1: (group D), construction sector (group F), services sector (groups G and H), and transport, storage, and communications sector (group I). Note that this definition excludes the following sectors: financial intermediation (group J), real estate and renting activities (group K, except sub-sector 72, IT, which was added to the population under study), and all public or utilities-sectors.

c. To make sure that the final total sample includes establishments from all different sectors and that it is not concentrated in one or two of industries/sizes/regions.

¹ The complete text can be found at http://www.enterprisesurveys.org/documents/Implementation_note.pdf

² A stratified random sample is one obtained by separating the population elements into non-overlapping groups, called strata, and then selecting a simple random sample from each stratum. (Richard L. Scheaffer; Mendenhall, W.; Lyman, R., “Elementary Survey Sampling”, Fifth Edition).

³ Cochran, W., 1977, pp. 89; Lohr, Sharon, 1999, pp. 95

d. To exploit the benefits of stratified sampling where population estimates, in most cases, will be more precise than using a simple random sampling method (i.e., lower standard errors, other things being equal.)

e. Stratification may produce a smaller bound on the error of estimation than would be produced by a simple random sample of the same size. This result is particularly true if measurements within strata are homogeneous.

f. The cost per observation in the survey may be reduced by stratification of the population elements into convenient groupings.

3. Three levels of stratification were used in this country: industry, establishment size, and region. The original sample design with specific information of the industries and regions chosen is described in Appendix E.

4. Industry stratification was designed in the way that follows: the universe was stratified into eight manufacturing industries (food, wood and furniture, chemicals and plastics and rubber, non-metallic mineral products, fabricated metal products, machinery and equipment, electronics and precision instruments, and other manufacturing), and seven service industries (construction, wholesale, retail, hotels and restaurants, supporting transport activities, IT, and other services).

5. Size stratification was defined following the standardized definition for the rollout: small (5 to 19 employees), medium (20 to 99 employees), and large (more than 99 employees). For stratification purposes, the number of employees was defined on the basis of reported permanent full-time workers. This seems to be an appropriate definition of the labor force since seasonal/casual/part-time employment is not a common practice, except in the sectors of construction and agriculture.

6. Regional stratification was defined in 37 regions (city and the surrounding business area) throughout Russia.

III. Sampling implementation

7. Given the stratified design, sample frames containing a complete and updated list of establishments as well as information on all stratification variables (number of employees, industry, and region) are required to draw the sample. Great efforts were made to obtain the best source for these listings. However, the quality of the sample frames was not optimal and, therefore, some adjustments were needed to correct for the presence of ineligible units. These adjustments are reflected in the weights computation (*see below*).

8. CEFIR was hired to implement the Russia 2012 enterprise survey. There were local subcontractors in each of the 37 regions surveyed.

9. The sample frame used for the survey in Russia was from the Ruslana database. The database contained the following information

- Coverage;
- Up to datedness;
- Availability of detailed stratification variables;

- Electronic format availability;
- Contact name(s).

Counts from sample frame are shown below.

Sample Frame

Source: Ruslana

Region Name	Employees	15	20 and 36	24 and 25	26	28	29	31 and 33	45	51	52	55	63	72	OM	OS	Grand Total
Belgorod Region	5-19	6	13	15	24	26	26	8	164	416	163	27	30	10	24	97	1049
	20-99	23	11	26	31	27	33	19	209	568	178	29	39	21	47	119	1380
	100+	21	1	6	5	6	3	0	38	55	9	2	4	0	12	18	180
Total		50	25	47	60	59	62	27	411	1039	350	58	73	31	83	234	2609
Chelyabinsk Region	5-19	8	19	15	26	34	43	17	214	653	324	91	50	15	52	175	1736
	20-99	28	24	46	30	58	69	28	336	910	288	76	47	27	79	225	2271
	100+	17	5	9	9	13	16	8	64	157	27	3	3	3	23	55	412
Total		53	48	70	65	105	128	53	614	1720	639	170	100	45	154	455	4419
Irkutsk Region	5-19	11	31	20	15	16	19	7	238	572	366	61	46	15	39	146	1602
	20-99	18	26	24	18	17	37	6	307	719	294	49	58	19	38	159	1789
	100+	4	6	8	3	3	3	4	47	117	31	3	10	0	9	31	279
Total		33	63	52	36	36	59	17	592	1408	691	113	114	34	86	336	3670
Kaliningrad Region	5-19	4	4	5	1	3	4	4	41	74	53	34	21	4	10	47	309
	20-99	19	9	8	9	4	9	7	66	146	84	20	34	7	25	69	516
	100+	24	1	3	2	4	7	2	15	51	18	1	9	1	20	18	176
Total		47	14	16	12	11	20	13	122	271	155	55	64	12	55	134	1001
Kaluga Region	5-19	10	3	15	7	13	14	5	75	128	85	20	13	12	27	32	459
	20-99	19	11	29	13	30	18	21	128	195	186	24	19	9	62	60	824
	100+	13	6	6	8	6	11	10	19	32	14	1	4	0	23	20	173
Total		42	20	50	28	49	43	36	222	355	285	45	36	21	112	112	1456
Kemerovo Region	5-19	10	14	14	9	17	23	9	130	397	239	43	35	4	22	119	1085
	20-99	31	12	20	21	22	40	15	225	488	304	52	32	8	32	172	1474
	100+	7	5	8	8	6	14	4	31	79	25	2	6	0	11	30	236
Total		48	31	42	38	45	77	28	386	964	568	97	73	12	65	321	2795
Khabarovsk Territory	5-19	5	5	4	4	4	5	4	97	216	149	47	26	8	14	53	641
	20-99	18	8	14	11	10	19	3	199	397	276	57	31	8	27	106	1184
	100+	18	1	3	5	1	5	1	42	78	37	3	7	0	6	24	231
Total		41	14	21	20	15	29	8	338	691	462	107	64	16	47	183	2056
Kirov Region	5-19	12	31	12	7	16	12	4	72	522	143	83	16	11	33	72	1046
	20-99	15	25	18	7	8	14	4	59	454	189	37	10	9	18	81	948
	100+	7	9	2	0	1	2	1	5	49	23	3	1	0	6	15	124
Total		34	65	32	14	25	28	9	136	1025	355	123	27	20	57	168	2118

Krasnodar Territory	5-19	23	24	21	20	19	26	20	257	488	471	165	35	15	41	112	1737
	20-99	42	43	44	40	41	57	39	478	887	609	158	67	11	72	188	2776
	100+	24	7	5	12	6	8	4	111	212	47	12	18	2	9	65	542
Total		89	74	70	72	66	91	63	846	1587	1127	335	120	28	122	365	5055
Krasnoyarsk Territory	5-19	13	31	24	8	42	27	11	247	608	346	52	58	22	46	148	1683
	20-99	25	17	24	16	41	28	24	340	652	329	55	54	15	63	217	1900
	100+	9	6	7	11	3	9	1	51	120	34	4	10	5	12	51	333
Total		47	54	55	35	86	64	36	638	1380	709	111	122	42	121	416	3916
Kursk Region	5-19	6	5	5	4	5	11	8	55	205	91	19	12	7	19	44	496
	20-99	15	7	16	7	9	20	9	98	277	56	9	13	6	33	57	632
	100+	14	0	4	5	3	5	2	16	54	11	2	2	0	12	23	153
Total		35	12	25	16	17	36	19	169	536	158	30	27	13	64	124	1281
Leningrad Region	5-19	4	3	6	3	6	3	1	36	38	62	14	7	3	4	19	209
	20-99	7	11	9	11	16	13	8	96	59	98	11	15	9	18	48	429
	100+	5	3	6	4	5	3	3	34	27	14	0	1	1	15	4	125
Total		16	17	21	18	27	19	12	166	124	174	25	23	13	37	71	763
Lipetsk Region	5-19	4	5	3	4	3	9	5	40	111	75	17	9	3	9	34	331
	20-99	14	1	6	9	9	9	9	103	211	77	9	14	6	20	53	550
	100+	14	0	4	6	5	10	2	29	41	15	3	1	0	6	18	154
Total		32	6	13	19	17	28	16	172	363	167	29	24	9	35	105	1035
Moscow City	5-19	125	242	256	115	231	372	272	3271	10678	1291	266	843	785	1266	1468	21481
	20-99	284	470	603	201	350	730	581	6017	17220	2205	462	1224	1148	2160	2309	35964
	100+	152	77	148	70	53	144	130	1023	3211	377	121	168	165	419	498	6756
Total		561	789	1007	386	634	1246	983	10311	31109	3873	849	2235	2098	3845	4275	64201
Moscow Region	5-19	18	35	36	24	43	25	16	244	490	318	68	98	38	71	190	1714
	20-99	62	65	96	59	70	86	39	501	892	652	73	100	42	100	312	3149
	100+	29	14	32	27	10	23	19	86	195	44	8	30	3	31	56	607
Total		109	114	164	110	123	134	74	831	1577	1014	149	228	83	202	558	5470
Murmansk Region	5-19	10	5	0	0	1	4	0	37	109	82	21	7	3	12	19	310
	20-99	25	2	3	2	3	4	1	52	181	127	30	11	7	37	51	536
	100+	9	0	0	1	3	1	0	15	32	24	4	13	1	10	17	130
Total		44	7	3	3	7	9	1	104	322	233	55	31	11	59	87	976
Nizhni Novgorod Region	5-19	7	29	28	13	39	35	17	318	728	327	157	73	26	67	195	2059
	20-99	21	35	62	29	50	49	20	491	949	297	65	57	27	90	218	2460
	100+	12	2	21	9	14	8	4	46	119	23	4	6	4	25	51	348
Total		40	66	111	51	103	92	41	855	1796	647	226	136	57	182	464	4867
Novosibirsk Region	5-19	41	49	56	27	63	67	36	421	1549	575	108	136	39	137	312	3616
	20-99	83	34	77	43	65	59	74	526	1642	599	55	102	42	139	289	3829
	100+	35	5	19	14	18	14	11	78	283	76	6	16	5	39	60	679
Total		159	88	152	84	146	140	121	1025	3474	1250	169	254	86	315	661	8124
Omsk Region	5-19	13	12	32	22	15	33	16	279	743	272	61	73	12	41	143	1767

	20-99	42	13	48	28	31	30	14	376	759	240	71	53	14	52	167	1938
	100+	17	0	6	6	5	7	3	40	83	26	3	7	1	9	30	243
Total		72	25	86	56	51	70	33	695	1585	538	135	133	27	102	340	3948
Perm Territory	5-19	3	31	24	15	29	25	16	286	612	175	70	56	32	46	119	1539
	20-99	17	27	30	27	35	54	24	352	850	168	57	44	29	70	162	1946
	100+	6	2	6	6	4	15	1	36	128	33	4	4	3	12	27	287
Total		26	60	60	48	68	94	41	674	1590	376	131	104	64	128	308	3772
Primorsky Territory	5-19	20	8	7	11	4	10	7	146	562	387	73	102	17	47	182	1583
	20-99	41	13	19	13	17	14	11	260	836	507	77	166	19	64	269	2326
	100+	25	0	2	3	2	3	3	45	154	18	3	54	4	13	40	369
Total		86	21	28	27	23	27	21	451	1552	912	153	322	40	124	491	4278
Republic of Bashkortostan	5-19	12	14	17	9	17	32	10	210	401	144	28	18	15	55	92	1074
	20-99	13	14	49	24	24	37	30	273	583	231	33	31	20	79	123	1564
	100+	13	5	12	6	8	15	13	69	116	26	6	2	1	27	43	362
Total		38	33	78	39	49	84	53	552	1100	401	67	51	36	161	258	3000
Republic of Mordovia	5-19	5	1	6	4	1	4	3	37	88	52	8	4	1	11	23	248
	20-99	9	13	8	9	3	5	9	83	143	83	10	9	7	17	53	461
	100+	9	1	2	4	0	5	5	18	32	8	0	1	0	7	7	99
Total		23	15	16	17	4	14	17	138	263	143	18	14	8	35	83	808
Republic of Sakha (Yakutia)	5-19	2	0	2	6	1	1	1	91	56	86	14	5	3	8	27	303
	20-99	6	11	1	8	2	3	2	140	89	158	29	15	4	8	63	539
	100+	6	4	1	3	0	0	0	21	15	17	2	4	1	2	19	95
Total		14	15	4	17	3	4	3	252	160	261	45	24	8	18	109	937
Republic of Tatarstan	5-19	6	19	34	12	28	23	20	234	445	207	86	53	20	52	192	1431
	20-99	18	16	58	27	48	30	25	393	514	219	79	37	33	87	192	1776
	100+	21	3	23	13	11	16	11	89	97	39	9	8	5	24	94	463
Total		45	38	115	52	87	69	56	716	1056	465	174	98	58	163	478	3670
Rostov Region	5-19	27	31	43	19	47	63	26	304	840	741	204	76	31	71	216	2739
	20-99	71	38	82	45	72	72	49	531	1402	642	106	77	32	144	387	3750
	100+	22	5	8	7	11	13	8	63	293	57	3	11	2	40	67	610
Total		120	74	133	71	130	148	83	898	2535	1440	313	164	65	255	670	7099
Saint Petersburg	5-19	36	99	70	38	117	109	80	761	2196	535	60	289	91	258	436	5175
	20-99	94	151	177	63	214	229	201	1426	3416	671	100	392	184	435	577	8330
	100+	81	35	66	40	55	82	71	287	744	107	51	72	30	188	168	2077
Total		211	285	313	141	386	420	352	2474	6356	1313	211	753	305	881	1181	15582
Samara Region	5-19	29	33	53	21	70	49	30	402	1020	611	102	125	50	121	412	3128
	20-99	28	22	55	23	54	52	45	527	1109	569	73	75	33	118	409	3192
	100+	11	2	15	6	6	12	11	60	148	37	4	11	3	43	92	461
Total		68	57	123	50	130	113	86	989	2277	1217	179	211	86	282	913	6781
Smolensk Region	5-19	6	12	8	7	7	8	3	46	247	152	46	14	6	23	93	678
	20-99	16	14	17	16	19	9	13	87	359	124	23	28	4	36	142	907

	100+	11	13	2	8	2	7	11	15	65	12	0	0	0	14	18	178
Total		33	39	27	31	28	24	27	148	671	288	69	42	10	73	253	1763
Stavropol Territory	5-19	11	4	8	9	11	8	5	73	246	266	70	9	8	24	61	813
	20-99	23	5	23	13	12	16	15	136	404	265	73	21	11	33	104	1154
	100+	12	2	4	5	2	0	4	25	79	26	0	1	0	7	23	190
Total		46	11	35	27	25	24	24	234	729	557	143	31	19	64	188	2157
Sverdlovsk Region	5-19	11	28	31	11	40	44	21	263	965	236	75	63	35	60	176	2059
	20-99	33	33	45	45	62	72	53	377	1271	336	107	62	37	96	224	2853
	100+	14	3	13	22	20	28	22	94	287	44	11	16	3	34	55	666
Total		58	64	89	78	122	144	96	734	2523	616	193	141	75	190	455	5578
Tomsk Region	5-19	13	24	14	10	21	17	11	157	499	284	45	22	16	35	118	1286
	20-99	29	28	34	13	30	22	13	236	552	290	44	22	14	36	151	1514
	100+	9	2	4	5	2	3	8	35	62	17	7	2	0	6	18	180
Total		51	54	52	28	53	42	32	428	1113	591	96	46	30	77	287	2980
Tver Region	5-19	7	10	12	11	9	14	5	95	235	154	27	16	7	23	61	686
	20-99	17	14	16	11	13	16	13	125	252	180	30	15	15	55	88	860
	100+	10	2	8	8	4	8	8	18	51	32	0	3	2	13	19	186
Total		34	26	36	30	26	38	26	238	538	366	57	34	24	91	168	1732
Ulyanovsk Region	5-19	6	22	19	7	26	22	12	119	307	171	64	41	5	44	129	994
	20-99	16	27	23	14	30	38	28	210	423	221	34	22	9	80	149	1324
	100+	11	4	1	11	9	11	5	21	55	34	4	3	0	29	33	231
Total		33	53	43	32	65	71	45	350	785	426	102	66	14	153	311	2549
Volgograd Region	5-19	21	18	28	12	24	27	18	229	626	378	111	45	14	39	162	1752
	20-99	53	11	62	29	35	52	24	358	779	358	76	42	18	73	196	2166
	100+	24	3	11	11	9	12	0	50	81	18	3	5	2	25	29	283
Total		98	32	101	52	68	91	42	637	1486	754	190	92	34	137	387	4201
Voronezh Region	5-19	16	17	22	19	29	35	34	244	843	268	64	56	23	58	148	1876
	20-99	48	29	38	26	35	71	37	376	1281	333	59	53	22	92	207	2707
	100+	27	8	6	10	2	12	6	42	187	39	1	9	2	21	39	411
Total		91	54	66	55	66	118	77	662	2311	640	124	118	47	171	394	4994
Yaroslavl Region	5-19	6	12	11	8	24	30	16	231	444	159	73	20	11	38	149	1232
	20-99	13	22	16	8	25	32	13	259	499	138	27	25	13	42	161	1293
	100+	8	1	8	2	2	7	4	22	66	12	7	2	0	16	20	177
Total		27	35	35	18	51	69	33	512	1009	309	107	47	24	96	330	2702
Grand Total		2654	2498	3391	1936	3006	3969	2704	29720	79380	24470	5253	6242	3605	8842	16673	194343

10. The enumerated establishments were then used as the frame for the selection of a sample with the aim of obtaining interviews at 4200 establishments with five or more employees.

11. The quality of the frame was assessed at the onset of the project through visits to a random subset of firms and local contractor knowledge. The sample frame was not immune from the typical problems found in establishment surveys: positive rates of non-eligibility, repetition, non-existent units, etc.

12. Given the impact that non-eligible units included in the sample universe may have on the results, adjustments may be needed when computing the appropriate weights for individual observations. The percentage of confirmed non-eligible units as a proportion of the total number of sampled establishments contacted for the survey was 38.16% (9191 out of 24083 establishments)⁴. Breaking down by stratified industries, the following sample targets were achieved (using a4a and a6a):

Region Name	Employees	15	20 and 36	24 and 25	26	28	29	31 and 33	45	51	52	55	63	72	OM	OS	Grand Total
Belgorod Region	5-19		4	3	1	2	1	2	5	18	1	1	1	1	2	2	44
	20-99	2	3	5	2	2	3	5	6	23	1	2	2	2	3	5	66
	100+	1		1		1			1	5					1		10
Total		3	7	9	3	5	4	7	12	46	2	3	3	3	6	7	120
Chelyabinsk Region	5-19		3		1		1		4	7	5	1	1	1	2	1	27
	20-99	1	1	5	1		1	2	5	18	3	1	2	2	2	3	47
	100+	1				1			1	2							5
Total		2	4	5	2	1	2	2	10	27	8	2	3	3	4	4	79
Irkutsk Region	5-19		5	4	1	1	1	2	3	23	4	1	1	1	5	3	55
	20-99	2	3	7	5	1	4	4	9	15	5	2		2	2	4	65
	100+			1				1	4	3	1				1		11
Total		2	8	12	6	2	5	7	16	41	10	3	1	3	8	7	131
Kaliningrad Region	5-19					1	1	2	6	6	4	2		1	3	1	27
	20-99	2	2	1	2		6	2	6	31	7	1	4	2	3	6	75
	100+	2		1	1	2	1	1	3	6	1				2		20
Total		4	2	2	3	3	8	5	15	43	12	3	4	3	8	7	122
Kaluga Region	5-19			2		2	1	2	6	15	1	1	1	2	2	4	39
	20-99	1	3	4	3	2	1	3	6	22	4	3	2	1	4	4	63
	100+	1	1	3	2	1	2	3	1	3					2		19
Total		2	4	9	5	5	4	8	13	40	5	4	3	3	8	8	121
Kemerovo Region	5-19		2	1	1	1	3	2	4	10	6	4		1	1	1	37
	20-99		1	6		3	3	3	10	29	8	3	1		6	1	74

⁴ Based on out of target contacts and impossible to contact establishments

	100+			1	2		2		3	4					1		13
	Total	0	3	8	3	4	8	5	17	43	14	7	1	1	8	2	124
Khabarovsk Territory	5-19		3	2	1	1		1	3	10	2		1	2	2	1	29
	20-99	2	2	5	2	4	4		6	24	12	4	3	2	6	5	81
	100+	2		1	1		1		1	4	1					1	12
	Total	4	5	8	4	5	5	1	10	38	15	4	4	4	8	7	122
Kirov Region	5-19	1	4	1		3	2		6	45	7	2	2	1	2	2	78
	20-99	2	5	2	1	1	1		1	19	6	1	1	2	3	8	53
	100+	1									2						3
	Total	4	9	3	1	4	3	0	7	64	15	3	3	3	5	10	134
Krasnodar Territory	5-19	1	2	1	1	1	1	2	2	6	5	1	1	1	2	2	29
	20-99	1	2	5	1	2	3	4	4	15	8	1	1	1	3	2	53
	100+	1							1	3	1						6
	Total	3	4	6	2	3	4	6	7	24	14	2	2	2	5	4	88
Krasnoyarsk Territory	5-19	2	4	2	1	1	2		3	12	6	2	1	1	2	2	41
	20-99	1	2	2	1	1		5	5	13	5	1	1	1	2	3	43
	100+				1				1	2	1						5
	Total	3	6	4	3	2	2	5	9	27	12	3	2	2	4	5	89
Kursk Region	5-19		1	3		1	1	2	3	9	1	2	1	1	2	4	31
	20-99	1		5	2	4	2	2	5	17	1	1	1	1	1	2	45
	100+	2			1	1			1	5						1	11
	Total	3	1	8	3	6	3	4	9	31	2	3	2	2	3	7	87
Leningrad Region	5-19	1			1	1	1		3	3	4	2		1			17
	20-99	1	4	3	2	4	2	5	8	22	6	5	4	3	4	6	79
	100+	2	2	2	1	1	1	1	2	8	2				2		24
	Total	4	6	5	4	6	4	6	13	33	12	7	4	4	6	6	120
Lipetsk Region	5-19		1	2	1	1	1		3	10	1	1			1	1	23
	20-99	2		4	2	2	2	4	6	34	3	2	4	4	4	4	77
	100+	4		1	1		1	1	2	8					2	1	21
	Total	6	1	7	4	3	4	5	11	52	4	3	4	4	7	6	121
Moscow City	5-19	1	2	7	1	1	1	5	1	7	1	1	1	1	3	1	34
	20-99	2	8	4	1	4	1	11	1	16	1	2		1	6	4	62
	100+	2	4	5	1	1		5	1	3		2				1	25
	Total	5	14	16	3	6	2	21	3	26	2	5	1	2	9	6	121
Moscow Region	5-19		3	3		1	1	3	4	8	1	3	2	2	3	5	39
	20-99	1	3	6	2	1	3	5	5	21	5	4	1	2	2	5	66
	100+	1	2	2		1	1	3	1	6							17
	Total	2	8	11	2	3	5	11	10	35	6	7	3	4	5	10	122
Murmansk Region	5-19	1	3				2		6	15	10	5	1	1	1		45
	20-99	6		1		1	4		5	24	8	7	2		4	4	66
	100+	1				1			2	1			2		2		9

	Total	8	3	1	0	2	6	0	13	40	18	12	5	1	7	4	120
Nizhni Novgorod Region	5-19		2	1	1	1	1	1	2	11	4	2	1	1	2	3	33
	20-99	1	2	2	1	1	1	3	6	14	5	1	1	1	2	2	43
	100+	1		1						3					1	6	
Total		2	4	4	2	2	2	4	8	28	9	3	2	2	4	6	82
Novosibirsk Region	5-19	1	4	2	1	2	2	2	4	18	7	2	2	2	2	3	54
	20-99	2	4	4	2	2	1	4	6	17	8	1	1	2	3	4	61
	100+	1		1	1				1	3	1						8
Total		4	8	7	4	4	3	6	11	38	16	3	3	4	5	7	123
Omsk Region	5-19	1	1	2	1	1	2	5	4	12	7	5	2	1	4	2	50
	20-99	2	4	4	2	2	2	3	5	18	7	2	1	3	4	5	64
	100+	1							1	3	1						6
Total		4	5	6	3	3	4	8	10	33	15	7	3	4	8	7	120
Perm Territory	5-19		6	3	1	1	1	1	5	15	5	2	2	2	2	3	49
	20-99	2	4	3	2	2	2	2	6	21	5	2	1	2	4	5	63
	100+	1					1		1	3	1				1	8	
Total		3	10	6	3	3	4	3	12	39	11	4	3	4	6	9	120
Primorsky Territory	5-19	1	2	3	2	2	2	3	6	13	3	2		2	4	1	46
	20-99		5	1	2	4	3	5	7	18	4	1		4	4	2	60
	100+	2								8			4				14
Total		3	7	4	4	6	5	8	13	39	7	3	4	6	8	3	120
Republic of Bashkortostan	5-19		2	2	1	1	1	1	5	13	5	1	1	2	2	4	41
	20-99	3	2	4	2	1	2	4	5	18	4	1	2	2	3	3	56
	100+	1					1	1	1	3	1			1			9
Total		4	4	6	3	2	4	6	11	34	10	2	3	4	6	7	106
Republic of Mordovia	5-19	1		1	1		1	1	3	16	4	2	1		3	3	37
	20-99	1	5	2	2		2	3	8	26	6	2	1	1	3	6	68
	100+	1			1		2	1	2	5	1				1	1	15
Total		3	5	3	4	0	5	5	13	47	11	4	2	1	7	10	120
Republic of Sakha (Yakutia)	5-19			1	1				3	6	4	1		1	1		18
	20-99	1	4		2		1	1	6	20	12	3	2	2	2	4	60
	100+	3	2		1					4	1		1			2	14
Total		4	6	1	4	0	1	1	9	30	17	4	3	3	3	6	92
Republic of Tatarstan	5-19		4	2	1	1	1	2	4	16	5	2	2	1	2	3	46
	20-99	1	3	4	2	2	1	3	7	18	5	2	1	2	4	5	60
	100+	2		2	1		1	1	1	3	1			1	1		14
Total		3	7	8	4	3	3	6	12	37	11	4	3	3	7	9	120
Rostov Region	5-19	1	3	2	1	1	2	2	3	11	10	2	1	2	2	2	45
	20-99	2	4	4	2	2	2	4	6	18	8	1	3	2	4	5	67
	100+	1							1	4	1			1			8
Total		4	7	6	3	3	4	6	10	33	19	3	4	4	7	7	120

Saint Petersburg	5-19		2	3	1	1	2	2	4	14	1	1	1		2	3	37
	20-99	3	5	4	2	2	1	5	6	21	6	3	3	2	4	5	72
	100+	1		1	1		1	1	1	5					2		13
Total		4	7	8	4	3	4	8	11	40	7	4	4	2	8	8	122
Samara Region	5-19	1	4	2	1	2	1	2	4	17	6	2	2	2	3	4	53
	20-99	1	3	3	2	2	2	4	8	19	5	1	1	1	4	3	59
	100+	1						1	1	3					1	1	8
Total		3	7	5	3	4	3	7	13	39	11	3	3	3	8	8	120
Smolensk Region	5-19		2	2		1		1		7	1		1	1	4	2	22
	20-99	2		4	2	2	1	4	1	16			1		3	3	39
	100+		3				1	3		3							10
Total		2	5	6	2	3	2	8	1	26	1	0	2	1	7	5	71
Stavropol Territory	5-19	1			3	4	1		3	12	9	2	1	2	4	2	44
	20-99	2		4	3	3	4	4	6	20	9	2	1	2	5	3	68
	100+	1	1						1	4	1						8
Total		4	1	4	6	7	5	4	10	36	19	4	2	4	9	5	120
Sverdlovsk Region	5-19	2	2	1		1	2	3	4	9	6	1	1	3		3	38
	20-99	4	3	4	1	3	2	10	5	20	4				9	1	66
	100+	1		1	1	1	2	4	1	1	1				2	1	16
Total		7	5	6	2	5	6	17	10	30	11	1	1	3	11	5	120
Tomsk Region	5-19	2	4	2	1	1	1	2	4	15	7	2	1	2	4	3	51
	20-99	4	4	3	2	2	2	2	5	18	7	2	3	2	3	5	64
	100+	2			1			1	1	2							7
Total		8	8	5	4	3	3	5	10	35	14	4	4	4	7	8	122
Tver Region	5-19	1	1	2	1	1	3	3	4	16	1	2	1	1	1	3	41
	20-99	1	4	4		4	2	2	3	23	3	3	2	3	6	5	65
	100+			3			1	1	1	8							14
Total		2	5	9	1	5	6	6	8	47	4	5	3	4	7	8	120
Ulyanovsk Region	5-19			1		3	1	3	5	12		2	1	1	2	3	34
	20-99	1	2	4	2	3	4	3	10	21	9	2	1	3	5	8	78
	100+	1					1	1		1				2	2		8
Total		2	2	5	2	6	6	7	15	34	9	4	2	4	9	13	120
Volgograd Region	5-19	1	4	2	1	1	1	3	4	12	9	3	2	1	1	3	48
	20-99	2	2	4	2	2	2	4	6	18	9	1	2	2	4	4	64
	100+	1		1	1				2	2					1		8
Total		4	6	7	4	3	3	7	12	32	18	4	4	3	6	7	120
Voronezh Region	5-19	1	4	3	1	2	2	5	4	12	1	1	2	2	2	2	44
	20-99	1	6	5	2	3	2	6	6	17	2	1	2	1	5	4	63
	100+	1	2	2	1			2	1	4					1		14
Total		3	12	10	4	5	4	13	11	33	3	2	4	3	8	6	121
Yaroslavl	5-19	1	2	2	1	2	1	3	5	20	1	2	2	2	3	2	49

Region	20-99	1	7	2	1	2	2	3	6	23	1	1	2	2	2	5	60
	100+			3				1		5					1	1	11
Total		2	9	7	2	4	3	7	11	48	2	3	4	4	6	8	120
Grand Total		130	215	237	116	134	149	235	396	1368	376	142	108	114	248	252	4220

IV. Data Base Structure:

13. The structure of the data base reflects the fact that 3 different versions of the questionnaire were used. The basic questionnaire, the Core Module, includes all common questions asked to all establishments from all sectors. The second expanded variation, the Manufacturing Questionnaire, is built upon the Core Module and adds some specific questions relevant to manufacturing sectors. The third expanded variation, the Retail Questionnaire, is also built upon the Core Module and adds to the core specific questions relevant to retail firms. Each variation of the questionnaire is identified by the index variable, *a0*.

14. All variables are named using, first, the letter of each section and, second, the number of the variable within the section, i.e. *a1* denotes section A, question 1. Variable names preceded by a prefix “ECA” indicate questions specific to the Eastern Europe and Central Asia region, therefore, they may not be found in the implementation of the rollout in other countries. All other suffixed variables are global and are present in all country surveys over the world. All variables are numeric with the exception of those variables with an “x” at the end of their names. The suffix “x” denotes that the variable is alpha-numeric.

15. There are 2 establishment identifiers, *idstd* and *id*. The first is a global unique identifier. The second is a country unique identifier. The variables *a2* (sampling region), *a6a* (sampling establishment’s size), and *a4a* (sampling sector) contain the establishment’s classification into the strata chosen for each country using information from the sample frame. The strata were defined according to the guidelines described above.

16. There are three levels of stratification: industry, size and region. Different combinations of these variables generate the strata cells for each industry/region/size combination. A distinction should be made between the variable *a4a* and *d1a2* (industry expressed as ISIC rev. 3.1 code). The former gives the establishment’s classification into one of the chosen industry-strata, whereas the latter gives the actual establishment’s industry classification (four digit code) in the sample frame.

17. All of the following variables contain information from the sampling frame. They may not coincide with the reality of individual establishments as sample frames may contain inaccurate information. The variables containing the sample frame information are included in the data set for researchers who may want to further investigate statistical features of the survey and the effect of the survey design on their results.

-*a2* is the variable describing sampling regions

- a6a*: coded using the same standard for small, medium, and large establishments as defined above. The code -9 was used to indicate units for which size was undetermined in the sample frame.
- a4a*: coded using ISIC Rev 3.1 codes for the chosen industries for stratification. These codes include most manufacturing industries (15 to 37), retail (52), and (45, 50, 51, 55, 60-64, 72) for other services.
18. The surveys were implemented following a 2 stage procedure. Typically first a screener questionnaire is applied over the phone to determine eligibility and to make appointments. Then a face-to-face interview takes place with the Manager/Owner/Director of each establishment. The variables *a4b* and *a6b* contain the industry and size of the establishment from the screener questionnaire. Variables *a8* to *a11* contain additional information and were also collected in the screening phase.
19. Note that there are additional variables for location (*a3x*) and size (*11*, *16* and *18*) that reflect more accurately the reality of each establishment. Advanced users are advised to use these variables for analytical purposes.
20. Variable *a3x* indicates the actual location of the establishment. There may be divergences between the location in the sampling frame and the actual location, as establishments may be listed in one place but the actual physical location is in another place.
21. Variables *11*, *16* and *18* were designed to obtain a more accurate measure of employment accounting for permanent and temporary employment. Special efforts were made to make sure that this information was not missing for most establishments.
22. Variables *a17x* gives interviewer comments, including problems that occurred during an interview and extraordinary circumstances which could influence results. Please note that sometimes this variable is removed due to privacy issues.
- V. Universe Estimates**
23. Universe estimates for the number of establishments in each cell in Russia were produced for the strict, median and weak eligibility definitions. The estimates were the multiple of the relative eligible proportions.
24. Appendix B shows the overall estimates of the numbers of establishments in Russia based on the sample frame.
25. For some establishments where contact was not successfully completed during the screening process (because the firm has moved and it is not possible to locate the new location, for example), it is not possible to directly determine eligibility. Thus, different assumptions about the eligibility of establishments result in different adjustments to the universe cells and thus different sampling weights.
26. Three sets of assumptions on establishment eligibility are used to construct sample adjustments using the status code information.

27. Strict assumption: eligible establishments are only those for which it was possible to directly determine eligibility. The resulting weights are included in the variable *wstrict*.

$$\text{Strict eligibility} = (\text{Sum of the firms with codes } 1,2,3,4,\&16) / \text{Total}$$

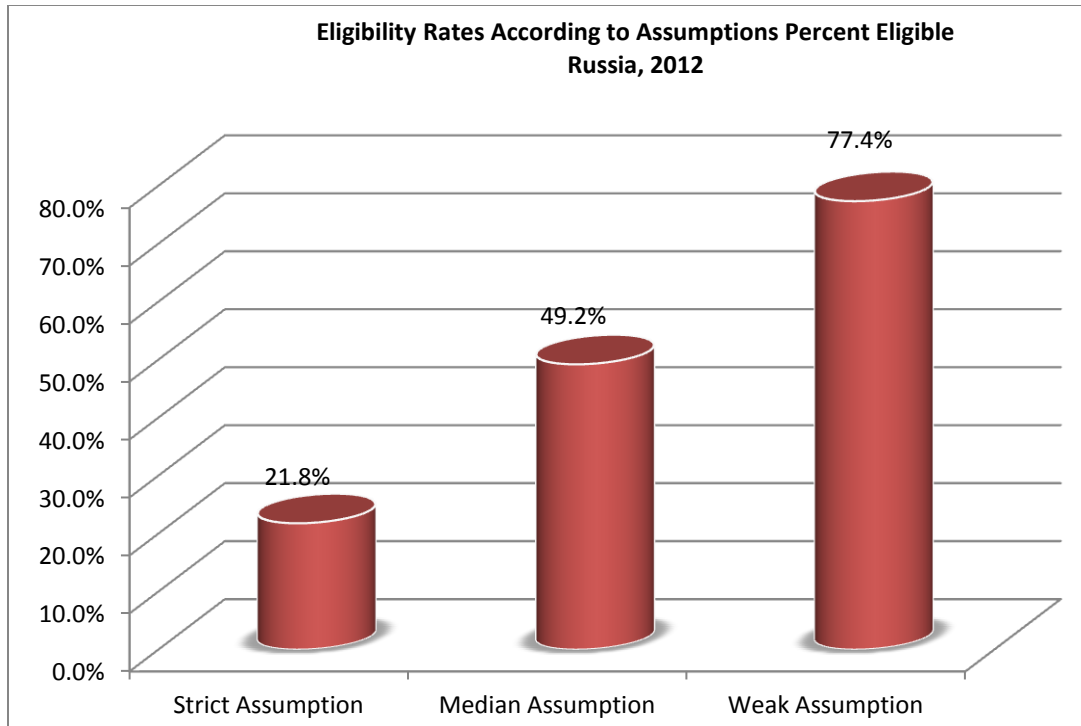
28. Median assumption: eligible establishments are those for which it was possible to directly determine eligibility and those that rejected the screener questionnaire or an answering machine or fax was the only response. The resulting weights are included in the variable *wmedian*.

$$\text{Median eligibility} = (\text{Sum of the firms with codes } 1,2,3,4,16,10,11, \& 13) / \text{Total}$$

29. Weak assumption: in addition to the establishments included in points a and b, all establishments for which it was not possible to contact or that refused the screening questionnaire are assumed eligible. This definition includes as eligible establishments with dead or out of service phone lines, establishments that never answered the phone, and establishments with incorrect addresses for which it was impossible to find a new address. Under the weak assumption only observed non-eligible units are excluded from universe projections. The resulting weights are included in the variable *wweak*.

$$\text{Weak eligibility} = (\text{Sum of the firms with codes } 1,2,3,4,16,91,92,93,10,11,12,\&13) / \text{Total}$$

30. The indicators computed for the Enterprise Survey website use the median weights. The following graph shows the different eligibility rates calculated for firms in the sample frame under each set of assumptions.



31. Universe estimates for the number of establishments in each industry-region-size cell in Russia were produced for the strict, weak and median eligibility definitions. Appendix D shows the universe estimates of the numbers of registered establishments that fit the criteria of the Enterprise Surveys.

32. Once an accurate estimate of the universe cell projection was made, weights for the probability of selection were computed using the number of completed interviews for each cell.

VI. Weights

33. Since the sampling design was stratified and employed differential sampling, individual observations should be properly weighted when making inferences about the population. Under stratified random sampling, unweighted estimates are biased unless sample sizes are proportional to the size of each stratum. With stratification the probability of selection of each unit is, in general, not the same. Consequently, individual observations must be weighted by the inverse of their probability of selection (probability weights or *pw* in Stata).⁵

34. Special care was given to the correct computation of the weights. It was imperative to accurately adjust the totals within each region/industry/size stratum to account for the presence of ineligible units (the firm discontinued businesses or was unattainable, education or government establishments, establishments with less than 5

⁵ This is equivalent to the weighted average of the estimates for each stratum, with weights equal to the population shares of each stratum.

employees, no reply after having called in different days of the week and in different business hours, no tone on the phone line, answering machine, or fax line⁶, wrong address or moved away and could not get the new references). The information required for the adjustment was collected in the first stage of the implementation: the screening process. Using this information, each stratum cell of the universe was scaled down by the observed proportion of ineligible units within the cell. Once an accurate estimate of the universe cell (projections) was available, weights were computed using the number of completed interviews.

35. Appendix C shows the cell weights for registered establishments in Russia.

VII. Appropriate use of the weights

36. Under stratified random sampling weights should be used when making inferences about the population. Any estimate or indicator that aims at describing some feature of the population should take into account that individual observations may not represent equal shares of the population.

37. However, there is some discussion as to the use of weights in regressions (see Deaton, 1997, pp.67; Lohr, 1999, chapter 11, Cochran, 1953, pp.150). There is not a strong large sample econometric argument in favor of using weighted estimation for a common population coefficient if the underlying model varies per stratum (stratum-specific coefficient): both simple OLS and weighted OLS are inconsistent under regular conditions. However, weighted OLS has the advantage of providing an estimate that is independent of the sample design. This latter point may be quite relevant for the Enterprise Surveys as in most cases the objective is not only to obtain model-unbiased estimates but also design-unbiased estimates (see also Cochran, 1977, pp 200 who favors the used of weighted OLS for a common population coefficient.)⁷

38. From a more general approach, if the regressions are descriptive of the population then weights should be used. The estimated model can be thought of as the relationship that would be expected if the whole population were observed.⁸ If the models are developed as structural relationships or behavioral models that may vary for different parts of the population, then, there is no reason to use weights.

VIII. Non-response

39. Survey non-response must be differentiated from item non-response. The former refers to refusals to participate in the survey altogether whereas the latter refers to the

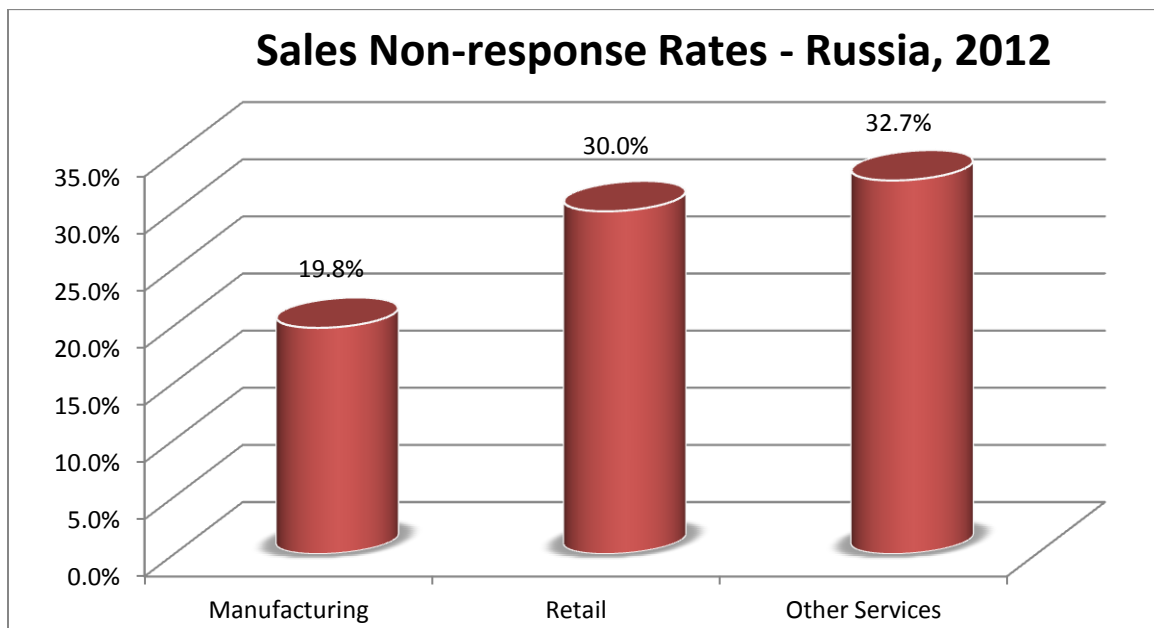
⁶ For the surveys that implemented a screener over the phone.

⁷ Note that weighted OLS in Stata using the command regress with the option of weights will estimate wrong standard errors. Using the Stata survey specific commands svy will provide appropriate standard errors.

⁸ The use of weights in most model-assisted estimations using survey data is strongly recommended by the statisticians specialized on survey methodology of the JPSM of the University of Michigan and the University of Maryland.

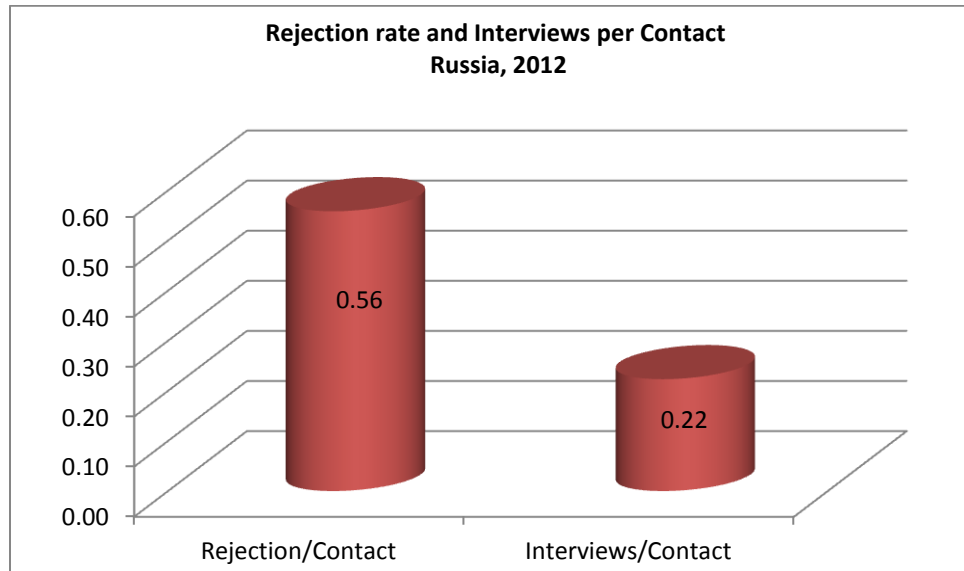
refusals to answer some specific questions. Enterprise Surveys suffer from both problems and different strategies were used to address these issues.

40. Item non-response was addressed by two strategies:
- a- For sensitive questions that may generate negative reactions from the respondent, such as corruption or tax evasion, enumerators were instructed to collect the refusal to respond as a different option from don't know (-8).
 - b- Establishments with incomplete information were re-contacted in order to complete this information, whenever necessary. However, there were clear cases of low response. The following graph shows non-response rates for the sales variable, *d2*, by sector. Please, note that the coding utilized in this dataset does not allow us to differentiate between "Don't know" and "refuse to answer", thus the non-response in the chart below reflects both categories (DKs and NAs).



41. Survey non-response was addressed by maximizing efforts to contact establishments that were initially selected for interview. Attempts were made to contact the establishment for interview at different times/days of the week before a replacement establishment (with similar strata characteristics) was suggested for interview. Survey non-response did occur but substitutions were made in order to potentially achieve strata-specific goals. Further research is needed on survey non-response in the Enterprise Surveys regarding potential introduction of bias.

42. As the following graph shows, the number of realized interviews per contacted establishment was 0.56⁹. This number is the result of two factors: explicit refusals to participate in the survey, as reflected by the rate of rejection (which includes rejections of the screener and the main survey) and the quality of the sample frame, as represented by the presence of ineligible units. The number of rejections per contact was 0.56.



43. Details on the rejection rate, eligibility rate, and item non-response are available at the strata level. This report summarizes these numbers to alert researchers of these issues when using the data and when making inferences. Item non-response, selection bias, and faulty sampling frames are not unique to Russia. All Enterprise Surveys suffer from these shortcomings, but in very few cases they have been made explicit.

References:

Cochran, William G., *Sampling Techniques*, 1977.

Deaton, Angus, *The Analysis of Household Surveys*, 1998.

Levy, Paul S. and Stanley Lemeshow, *Sampling of Populations: Methods and Applications*, 1999.

Lohr, Sharon L. *Sampling: Design and Techniques*, 1999.

Scheaffer, Richard L.; Mendenhall, W.; Lyman, R., *Elementary Survey Sampling*, Fifth Edition, 1996.

⁹ The estimate is based on the total number of firms contacted including ineligible establishments.

Appendix A

Status Codes Total:

ELIGIBLES		
Eligible	1. Eligible establishment (<i>Correct name and address</i>)	4070
	2. Eligible establishment (<i>Different name but same address - the new firm/establishment bought the original firm/establishment</i>)	10
	3. Eligible establishment (<i>Different name but same address - the firm/establishment changed its name</i>)	56
	4. Eligible establishment (<i>Wrong address - the firm/establishment has changed address and the address could be found</i>)	175
	16. Panel firm - now less than five employees	0
Ineligible	5. The establishment has less than 5 permanent full time employees	663
	6. The firm discontinued businesses	546
	7. Not a business: private household	362
	8. Ineligible activity: education, agriculture, finances, governments...	257
Unobtainable	91. No reply (<i>after having called in different days of the week and in different business hours</i>)	3086
	92. Line out of order	562
	93. No tone	189
	94. Phone number does not exist	1616
	10. Answering machine	82
	11. Fax line - data line	80
	12. Wrong address/ moved away and could not get the new references	1748
	13. Refuses to answer the screener	5281
14. In process (<i>the establishment is being called/ is being contacted - previous to ask the screener</i>)		0
151. Out of target - outside the covered regions, firm moved abroad		113
152. Out of target - firm moved abroad		1
153. Impossible to find		2
Total		18899

Response Outcomes Total:

Complete interviews (<i>Total</i>)	4220
Incomplete interviews	0
Eligible in process	0
Refusals	5275
Out of target	1828
Impossible to contact	7363
Ineligible - coop.	116
Refusal to the Screener	5281
Total	24083

Status Codes Fresh:

ELIGIBLES		
Eligible	1. Eligible establishment (<i>Correct name and address</i>)	3918
	2. Eligible establishment (<i>Different name but same address - the new firm/establishment bought the original firm/establishment</i>)	10
	3. Eligible establishment (<i>Different name but same address - the firm/establishment changed its name</i>)	55
	4. Eligible establishment (<i>Wrong address - the firm/establishment has changed address and the address could be found</i>)	173
	16. Panel firm - now less than five employees	0
Ineligible	5. The establishment has less than 5 permanent full time employees	661
	6. The firm discontinued businesses	537
	7. Not a business: private household	360
	8. Ineligible activity: education, agriculture, finances, governments...	256
Unobtainable	91. No reply (<i>after having called in different days of the week and in different business hours</i>)	3051
	92. Line out of order	556
	93. No tone	186
	94. Phone number does not exist	1602
	10. Answering machine	80
	11. Fax line - data line	75
	12. Wrong address/ moved away and could not get the new references	1740
	13. Refuses to answer the screener	5158
14. In process (<i>the establishment is being called/ is being contacted - previous to ask the screener</i>)		0
151. Out of target - outside the covered regions, firm moved abroad		112
152. Out of target - firm moved abroad		1
153. Impossible to find		2
Total		18533

Response Outcomes Fresh:

Complete interviews (<i>Total</i>)	4066
Incomplete interviews	0
Eligible in process	0
Refusals	5152
Out of target	1814
Impossible to contact	7290
Ineligible - coop.	115
Refusal to the Screener	5158
Total	23595

Status Codes Panel:

ELIGIBLES		
Eligible	1. Eligible establishment (<i>Correct name and address</i>)	152
	2. Eligible establishment (<i>Different name but same address - the new firm/establishment bought the original firm/establishment</i>)	0
	3. Eligible establishment (<i>Different name but same address - the firm/establishment changed its name</i>)	1
	4. Eligible establishment (<i>Wrong address - the firm/establishment has changed address and the address could be found</i>)	2
	16. Panel firm - now less than five employees	0
Ineligible	5. The establishment has less than 5 permanent full time employees	2
	6. The firm discontinued businesses	9
	7. Not a business: private household	2
	8. Ineligible activity: education, agriculture, finances, governments...	1
Unobtainable	91. No reply (<i>after having called in different days of the week and in different business hours</i>)	35
	92. Line out of order	6
	93. No tone	3
	94. Phone number does not exist	14
	10. Answering machine	2
	11. Fax line - data line	5
	12. Wrong address/ moved away and could not get the new references	8
	13. Refuses to answer the screener	123
14. In process (<i>the establishment is being called/ is being contacted - previous to ask the screener</i>)		0
151. Out of target - outside the covered regions, firm moved abroad		1
152. Out of target - firm moved abroad		0
153. Impossible to find		0
Total		366

Response Outcomes Panel:

Complete interviews (<i>Total</i>)	154
Incomplete interviews	0
Eligible in process	0
Refusals	123
Out of target	14
Impossible to contact	73
Ineligible - coop.	1
Refusal to the Screener	123
Total	488

Appendix B

Universe Estimates, Russia:

Source: Ruslana

Region Name	Employees	15	20 and 36	24 and 25	26	28	29	31 and 33	45	51	52	55	63	72	OM	OS	Grand Total
Belgorod Region	5-19	6	13	15	24	26	26	8	164	416	163	27	30	10	24	97	1049
	20-99	23	11	26	31	27	33	19	209	568	178	29	39	21	47	119	1380
	100+	21	1	6	5	6	3	0	38	55	9	2	4	0	12	18	180
Total		50	25	47	60	59	62	27	411	1039	350	58	73	31	83	234	2609
Chelyabinsk Region	5-19	8	19	15	26	34	43	17	214	653	324	91	50	15	52	175	1736
	20-99	28	24	46	30	58	69	28	336	910	288	76	47	27	79	225	2271
	100+	17	5	9	9	13	16	8	64	157	27	3	3	3	23	55	412
Total		53	48	70	65	105	128	53	614	1720	639	170	100	45	154	455	4419
Irkutsk Region	5-19	11	31	20	15	16	19	7	238	572	366	61	46	15	39	146	1602
	20-99	18	26	24	18	17	37	6	307	719	294	49	58	19	38	159	1789
	100+	4	6	8	3	3	3	4	47	117	31	3	10	0	9	31	279
Total		33	63	52	36	36	59	17	592	1408	691	113	114	34	86	336	3670
Kaliningrad Region	5-19	4	4	5	1	3	4	4	41	74	53	34	21	4	10	47	309
	20-99	19	9	8	9	4	9	7	66	146	84	20	34	7	25	69	516
	100+	24	1	3	2	4	7	2	15	51	18	1	9	1	20	18	176
Total		47	14	16	12	11	20	13	122	271	155	55	64	12	55	134	1001
Kaluga Region	5-19	10	3	15	7	13	14	5	75	128	85	20	13	12	27	32	459
	20-99	19	11	29	13	30	18	21	128	195	186	24	19	9	62	60	824
	100+	13	6	6	8	6	11	10	19	32	14	1	4	0	23	20	173
Total		42	20	50	28	49	43	36	222	355	285	45	36	21	112	112	1456
Kemerovo Region	5-19	10	14	14	9	17	23	9	130	397	239	43	35	4	22	119	1085
	20-99	31	12	20	21	22	40	15	225	488	304	52	32	8	32	172	1474
	100+	7	5	8	8	6	14	4	31	79	25	2	6	0	11	30	236
Total		48	31	42	38	45	77	28	386	964	568	97	73	12	65	321	2795
Khabarovsk Territory	5-19	5	5	4	4	4	5	4	97	216	149	47	26	8	14	53	641
	20-99	18	8	14	11	10	19	3	199	397	276	57	31	8	27	106	1184
	100+	18	1	3	5	1	5	1	42	78	37	3	7	0	6	24	231
Total		41	14	21	20	15	29	8	338	691	462	107	64	16	47	183	2056
Kirov Region	5-19	12	31	12	7	16	12	4	72	522	143	83	16	11	33	72	1046
	20-99	15	25	18	7	8	14	4	59	454	189	37	10	9	18	81	948
	100+	7	9	2	0	1	2	1	5	49	23	3	1	0	6	15	124
Total		34	65	32	14	25	28	9	136	1025	355	123	27	20	57	168	2118
Krasnodar Territory	5-19	23	24	21	20	19	26	20	257	488	471	165	35	15	41	112	1737
	20-99	42	43	44	40	41	57	39	478	887	609	158	67	11	72	188	2776
	100+	24	7	5	12	6	8	4	111	212	47	12	18	2	9	65	542

	Total	89	74	70	72	66	91	63	846	1587	1127	335	120	28	122	365	5055
Krasnoyarsk Territory	5-19	13	31	24	8	42	27	11	247	608	346	52	58	22	46	148	1683
	20-99	25	17	24	16	41	28	24	340	652	329	55	54	15	63	217	1900
	100+	9	6	7	11	3	9	1	51	120	34	4	10	5	12	51	333
Total		47	54	55	35	86	64	36	638	1380	709	111	122	42	121	416	3916
Kursk Region	5-19	6	5	5	4	5	11	8	55	205	91	19	12	7	19	44	496
	20-99	15	7	16	7	9	20	9	98	277	56	9	13	6	33	57	632
	100+	14	0	4	5	3	5	2	16	54	11	2	2	0	12	23	153
Total		35	12	25	16	17	36	19	169	536	158	30	27	13	64	124	1281
Leningrad Region	5-19	4	3	6	3	6	3	1	36	38	62	14	7	3	4	19	209
	20-99	7	11	9	11	16	13	8	96	59	98	11	15	9	18	48	429
	100+	5	3	6	4	5	3	3	34	27	14	0	1	1	15	4	125
Total		16	17	21	18	27	19	12	166	124	174	25	23	13	37	71	763
Lipetsk Region	5-19	4	5	3	4	3	9	5	40	111	75	17	9	3	9	34	331
	20-99	14	1	6	9	9	9	9	103	211	77	9	14	6	20	53	550
	100+	14	0	4	6	5	10	2	29	41	15	3	1	0	6	18	154
Total		32	6	13	19	17	28	16	172	363	167	29	24	9	35	105	1035
Moscow City	5-19	125	242	256	115	231	372	272	3271	10678	1291	266	843	785	1266	1468	21481
	20-99	284	470	603	201	350	730	581	6017	17220	2205	462	1224	1148	2160	2309	35964
	100+	152	77	148	70	53	144	130	1023	3211	377	121	168	165	419	498	6756
Total		561	789	1007	386	634	1246	983	10311	31109	3873	849	2235	2098	3845	4275	64201
Moscow Region	5-19	18	35	36	24	43	25	16	244	490	318	68	98	38	71	190	1714
	20-99	62	65	96	59	70	86	39	501	892	652	73	100	42	100	312	3149
	100+	29	14	32	27	10	23	19	86	195	44	8	30	3	31	56	607
Total		109	114	164	110	123	134	74	831	1577	1014	149	228	83	202	558	5470
Murmansk Region	5-19	10	5	0	0	1	4	0	37	109	82	21	7	3	12	19	310
	20-99	25	2	3	2	3	4	1	52	181	127	30	11	7	37	51	536
	100+	9	0	0	1	3	1	0	15	32	24	4	13	1	10	17	130
Total		44	7	3	3	7	9	1	104	322	233	55	31	11	59	87	976
Nizhni Novgorod Region	5-19	7	29	28	13	39	35	17	318	728	327	157	73	26	67	195	2059
	20-99	21	35	62	29	50	49	20	491	949	297	65	57	27	90	218	2460
	100+	12	2	21	9	14	8	4	46	119	23	4	6	4	25	51	348
Total		40	66	111	51	103	92	41	855	1796	647	226	136	57	182	464	4867
Novosibirsk Region	5-19	41	49	56	27	63	67	36	421	1549	575	108	136	39	137	312	3616
	20-99	83	34	77	43	65	59	74	526	1642	599	55	102	42	139	289	3829
	100+	35	5	19	14	18	14	11	78	283	76	6	16	5	39	60	679
Total		159	88	152	84	146	140	121	1025	3474	1250	169	254	86	315	661	8124
Omsk Region	5-19	13	12	32	22	15	33	16	279	743	272	61	73	12	41	143	1767
	20-99	42	13	48	28	31	30	14	376	759	240	71	53	14	52	167	1938
	100+	17	0	6	6	5	7	3	40	83	26	3	7	1	9	30	243
Total		72	25	86	56	51	70	33	695	1585	538	135	133	27	102	340	3948

Perm Territory	5-19	3	31	24	15	29	25	16	286	612	175	70	56	32	46	119	1539
	20-99	17	27	30	27	35	54	24	352	850	168	57	44	29	70	162	1946
	100+	6	2	6	6	4	15	1	36	128	33	4	4	3	12	27	287
Total		26	60	60	48	68	94	41	674	1590	376	131	104	64	128	308	3772
Primorsky Territory	5-19	20	8	7	11	4	10	7	146	562	387	73	102	17	47	182	1583
	20-99	41	13	19	13	17	14	11	260	836	507	77	166	19	64	269	2326
	100+	25	0	2	3	2	3	3	45	154	18	3	54	4	13	40	369
Total		86	21	28	27	23	27	21	451	1552	912	153	322	40	124	491	4278
Republic of Bashkortostan	5-19	12	14	17	9	17	32	10	210	401	144	28	18	15	55	92	1074
	20-99	13	14	49	24	24	37	30	273	583	231	33	31	20	79	123	1564
	100+	13	5	12	6	8	15	13	69	116	26	6	2	1	27	43	362
Total		38	33	78	39	49	84	53	552	1100	401	67	51	36	161	258	3000
Republic of Mordovia	5-19	5	1	6	4	1	4	3	37	88	52	8	4	1	11	23	248
	20-99	9	13	8	9	3	5	9	83	143	83	10	9	7	17	53	461
	100+	9	1	2	4	0	5	5	18	32	8	0	1	0	7	7	99
Total		23	15	16	17	4	14	17	138	263	143	18	14	8	35	83	808
Republic of Sakha (Yakutia)	5-19	2	0	2	6	1	1	1	91	56	86	14	5	3	8	27	303
	20-99	6	11	1	8	2	3	2	140	89	158	29	15	4	8	63	539
	100+	6	4	1	3	0	0	0	21	15	17	2	4	1	2	19	95
Total		14	15	4	17	3	4	3	252	160	261	45	24	8	18	109	937
Republic of Tatarstan	5-19	6	19	34	12	28	23	20	234	445	207	86	53	20	52	192	1431
	20-99	18	16	58	27	48	30	25	393	514	219	79	37	33	87	192	1776
	100+	21	3	23	13	11	16	11	89	97	39	9	8	5	24	94	463
Total		45	38	115	52	87	69	56	716	1056	465	174	98	58	163	478	3670
Rostov Region	5-19	27	31	43	19	47	63	26	304	840	741	204	76	31	71	216	2739
	20-99	71	38	82	45	72	72	49	531	1402	642	106	77	32	144	387	3750
	100+	22	5	8	7	11	13	8	63	293	57	3	11	2	40	67	610
Total		120	74	133	71	130	148	83	898	2535	1440	313	164	65	255	670	7099
Saint Petersburg	5-19	36	99	70	38	117	109	80	761	2196	535	60	289	91	258	436	5175
	20-99	94	151	177	63	214	229	201	1426	3416	671	100	392	184	435	577	8330
	100+	81	35	66	40	55	82	71	287	744	107	51	72	30	188	168	2077
Total		211	285	313	141	386	420	352	2474	6356	1313	211	753	305	881	1181	15582
Samara Region	5-19	29	33	53	21	70	49	30	402	1020	611	102	125	50	121	412	3128
	20-99	28	22	55	23	54	52	45	527	1109	569	73	75	33	118	409	3192
	100+	11	2	15	6	6	12	11	60	148	37	4	11	3	43	92	461
Total		68	57	123	50	130	113	86	989	2277	1217	179	211	86	282	913	6781
Smolensk Region	5-19	6	12	8	7	7	8	3	46	247	152	46	14	6	23	93	678
	20-99	16	14	17	16	19	9	13	87	359	124	23	28	4	36	142	907
	100+	11	13	2	8	2	7	11	15	65	12	0	0	0	14	18	178
Total		33	39	27	31	28	24	27	148	671	288	69	42	10	73	253	1763
Stavropol	5-19	11	4	8	9	11	8	5	73	246	266	70	9	8	24	61	813

Territory	20-99	23	5	23	13	12	16	15	136	404	265	73	21	11	33	104	1154
	100+	12	2	4	5	2	0	4	25	79	26	0	1	0	7	23	190
Total		46	11	35	27	25	24	24	234	729	557	143	31	19	64	188	2157
Sverdlovsk Region	5-19	11	28	31	11	40	44	21	263	965	236	75	63	35	60	176	2059
	20-99	33	33	45	45	62	72	53	377	1271	336	107	62	37	96	224	2853
	100+	14	3	13	22	20	28	22	94	287	44	11	16	3	34	55	666
Total		58	64	89	78	122	144	96	734	2523	616	193	141	75	190	455	5578
Tomsk Region	5-19	13	24	14	10	21	17	11	157	499	284	45	22	16	35	118	1286
	20-99	29	28	34	13	30	22	13	236	552	290	44	22	14	36	151	1514
	100+	9	2	4	5	2	3	8	35	62	17	7	2	0	6	18	180
Total		51	54	52	28	53	42	32	428	1113	591	96	46	30	77	287	2980
Tver Region	5-19	7	10	12	11	9	14	5	95	235	154	27	16	7	23	61	686
	20-99	17	14	16	11	13	16	13	125	252	180	30	15	15	55	88	860
	100+	10	2	8	8	4	8	8	18	51	32	0	3	2	13	19	186
Total		34	26	36	30	26	38	26	238	538	366	57	34	24	91	168	1732
Ulyanovsk Region	5-19	6	22	19	7	26	22	12	119	307	171	64	41	5	44	129	994
	20-99	16	27	23	14	30	38	28	210	423	221	34	22	9	80	149	1324
	100+	11	4	1	11	9	11	5	21	55	34	4	3	0	29	33	231
Total		33	53	43	32	65	71	45	350	785	426	102	66	14	153	311	2549
Volgograd Region	5-19	21	18	28	12	24	27	18	229	626	378	111	45	14	39	162	1752
	20-99	53	11	62	29	35	52	24	358	779	358	76	42	18	73	196	2166
	100+	24	3	11	11	9	12	0	50	81	18	3	5	2	25	29	283
Total		98	32	101	52	68	91	42	637	1486	754	190	92	34	137	387	4201
Voronezh Region	5-19	16	17	22	19	29	35	34	244	843	268	64	56	23	58	148	1876
	20-99	48	29	38	26	35	71	37	376	1281	333	59	53	22	92	207	2707
	100+	27	8	6	10	2	12	6	42	187	39	1	9	2	21	39	411
Total		91	54	66	55	66	118	77	662	2311	640	124	118	47	171	394	4994
Yaroslavl Region	5-19	6	12	11	8	24	30	16	231	444	159	73	20	11	38	149	1232
	20-99	13	22	16	8	25	32	13	259	499	138	27	25	13	42	161	1293
	100+	8	1	8	2	2	7	4	22	66	12	7	2	0	16	20	177
Total		27	35	35	18	51	69	33	512	1009	309	107	47	24	96	330	2702
Grand Total		2654	2498	3391	1936	3006	3969	2704	29720	79380	24470	5253	6242	3605	8842	16673	194343

Appendix C

Strict Cell Weights Russia:

Region Name	Employees	15	20 and 36	24 and 25	26	28	29	31 and 33	45	51	52	55	63	72	OM	OS
Belgorod Region	5-19		1.27	1.93	8.73	5.26	11.60	1.89	9.47	6.78	43.35	10.10	8.39	4.33	4.77	15.36
	20-99	4.32	1.63	2.29	6.43	6.23	5.59	2.05	11.47	8.25	53.97	6.18	6.21	5.18	7.10	8.59
	100+	8.01		2.68			2.81		12.70	3.73					5.52	
Chelyabinsk Region	5-19		1.00		2.90		5.87		4.73	8.37	5.28	10.41	4.28	1.99	3.16	16.96
	20-99	3.22	3.26	1.24	3.81		10.74	2.31	6.77	5.17	8.91	9.92	2.29	2.04	5.48	8.29
	100+	1.99				1.86			6.55	8.15						
Irkutsk Region	5-19		1.00	1.00	2.24	2.65	3.47	1.00	9.38	2.99	9.97	9.34	5.27	2.66	1.27	6.31
	20-99	1.39	1.58	1.00	1.00	3.21	1.93	1.00	4.60	6.56	7.30	4.28		1.92	3.53	5.88
	100+			1.47				1.00	1.61	5.42	3.91				1.70	
Kaliningrad Region	5-19					1.00	1.04	1.00	1.16	2.12	2.06	3.72		1.01	1.00	8.71
	20-99	2.09	1.17	2.06	1.09		1.00	1.10	2.12	1.00	2.13	4.99	1.59	1.01	2.21	2.43
	100+	2.68		1.00	1.00	1.00	2.12	1.00	1.00	1.69	3.24				2.69	
Kaluga Region	5-19			3.07		2.79	6.62	1.25	3.82	2.65	23.95	7.92	3.85	2.75	5.69	2.68
	20-99	7.57	1.73	3.38	1.90	7.33	9.70	3.99	7.44	3.14	14.94	3.61	3.21	4.70	7.44	5.74
	100+	5.26	2.87	1.00	1.79	2.98	3.01	1.93	6.73	3.84					5.61	
Kemerovo Region	5-19		1.54	3.06	1.85	3.89	1.94	1.20	5.31	6.59	6.00	2.27		1.00	4.95	21.32
	20-99		3.02	1.00		1.91	3.84	1.52	4.19	3.18	6.52	4.18	5.77		1.37	35.13
	100+			2.02	1.00		2.05		1.95	3.79					2.86	
Khabarovsk Territory	5-19		1.00	1.00	1.09	1.21		1.41	6.98	4.73	14.80		5.43	1.29	2.08	12.54
	20-99	2.53	1.33	1.00	1.70	1.00	1.80		8.16	4.13	5.21	4.54	2.46	1.47	1.52	5.72
	100+	2.57		1.00	1.57		1.93		10.49	4.94	8.51					6.57
Kirov Region	5-19	5.43	4.14	6.36		2.96	3.67		4.76	4.67	7.46	21.29	3.07	6.53	9.00	15.64
	20-99	3.87	3.05	5.44	3.98	5.06	9.77		26.66	10.96	13.11	21.64	4.37	3.05	3.73	5.01
	100+	3.67									4.86					
Krasnodar Territory	5-19	4.07	2.51	4.36	3.91	4.13	6.23	2.54	19.92	12.80	13.45	33.12	5.25	3.48	4.38	9.52
	20-99	8.47	5.13	2.08	8.91	5.08	5.19	2.82	21.12	10.61	12.39	36.15	11.46	2.91	5.84	18.21
	100+	4.92							19.92	12.87	7.77					
Krasnoyarsk Territory	5-19	1.83	2.58	3.96	2.49	14.52	5.15		20.32	12.70	13.11	8.31	13.86	8.13	7.81	20.02
	20-99	8.03	3.23	4.52	5.67	16.16		2.21	19.13	14.33	17.05	20.04	14.70	6.32	12.20	22.31
	100+			3.96					14.57	17.40	8.95					
Kursk Region	5-19		1.03	1.00		1.07	2.60	1.00	2.80	3.53	12.81	1.88	1.78	1.60	2.00	1.84
	20-99	2.98		1.00	1.00	1.00	2.69	1.28	3.42	2.88	8.99	2.03	2.19	1.57	7.92	5.44
	100+	1.41			1.11	1.00			2.83	1.94						4.46
Leningrad Region	5-19	1.00			1.00	1.39	1.00		1.98	2.12	2.35	1.49		1.00		
	20-99	1.50	1.00	1.00	1.30	1.05	1.89	1.00	2.26	1.00	2.83	1.00	1.00	1.00	1.16	1.65
	100+	1.00	1.00	1.00	1.00	1.34	1.00	1.00	3.24	1.00	1.23				1.97	
Lipetsk	5-19		1.39	1.00	1.04	1.00	2.86		2.75	2.32	14.22	4.53			2.55	7.68

Region	20-99	1.88		1.00	1.33	1.48	1.63	1.00	4.03	1.48	5.55	1.37	1.00	1.00	1.62	3.41
	100+	1.00		1.28	1.80		3.68	1.00	3.46	1.24					1.00	4.70
Moscow City	5-19	24.22	27.70	8.30	24.59	54.93	97.52	15.11	555.13	262.82	201.78	58.45	138.47	199.58	98.59	273.11
	20-99	31.36	15.33	39.01	49.00	23.72	218.16	16.72	1164.07	211.38	392.86	57.86		332.72	95.88	122.42
	100+	17.04	5.10	7.78	17.33	14.59		8.36	200.95	213.44		15.39				107.24
Moscow Region	5-19		7.44	7.59		28.47	18.25	4.12	28.83	29.39	138.41	13.87	22.41	13.45	15.40	19.69
	20-99	38.13	15.75	11.53	20.02	52.84	23.86	6.88	53.98	23.23	64.70	12.73	52.14	16.95	37.08	36.85
	100+	18.11	5.17	11.71		7.66	19.43	5.67	47.04	18.05						
Murmansk Region	5-19	1.19	1.00				1.00		1.00	1.00	1.00	1.00	1.00	1.00	1.72	
	20-99	1.00		1.00		1.00	1.00		1.24	1.00	1.74	1.00	1.00		1.51	1.66
	100+	1.24				1.00			1.00	3.92			1.00		1.00	
Nizhni Novgorod Region	5-19		4.10	7.85	3.43	11.45	11.33	5.83	33.33	14.08	15.78	21.30	14.81	8.16	9.67	14.94
	20-99	5.73	5.64	9.91	8.73	16.74	18.09	2.61	19.55	16.44	13.07	20.11	13.18	9.67	14.80	28.55
	100+	3.32		6.82						9.77						13.56
Novosibirsk Region	5-19	17.23	6.08	13.79	12.52	16.25	19.05	10.84	38.75	32.16	27.85	25.74	24.23	10.75	34.72	41.97
	20-99	19.88	4.81	10.81	11.37	19.11	38.25	12.70	36.79	41.15	28.94	29.88	41.43	13.20	26.77	33.24
	100+	17.02		10.83	7.52				33.24	40.81	29.82					
Omsk Region	5-19	1.98	2.16	2.85	3.69	2.80	3.39	1.00	9.29	8.37	4.77	2.10	4.70	2.39	1.88	10.44
	20-99	3.64	1.00	2.44	2.68	3.30	3.52	1.16	11.42	6.50	4.79	6.98	7.79	1.06	2.72	5.56
	100+	2.99							6.17	4.33	3.69					
Perm Territory	5-19		2.37	3.63	6.42	13.79	13.11	8.89	19.42	14.06	10.94	15.38	9.20	8.14	10.75	14.76
	20-99	3.75	3.52	5.18	6.58	9.49	16.14	7.60	22.70	15.90	11.97	14.28	16.48	8.40	9.32	13.74
	100+	2.69					9.10		14.14	17.02	11.94					11.63
Primorsky Territory	5-19	9.61	2.27	1.31	2.92	1.18	3.25	1.61	10.24	18.47	49.99	19.88		5.36	6.81	83.95
	20-99		1.68	12.19	3.93	2.86	3.46	1.73	17.82	22.62	55.99	47.82		3.41	10.57	70.72
	100+	6.95								9.52			6.36			
Republic of Bashkortostan	5-19		1.32	1.59	1.58	3.32	6.90	2.28	5.86	4.37	3.70	5.06	2.43	1.57	5.28	3.52
	20-99	1.00	1.50	2.61	2.40	5.35	4.55	1.95	8.68	5.23	8.46	6.80	2.39	2.38	5.77	7.15
	100+	2.40					3.74	3.44	11.14	6.34	3.87				6.00	
Republic of Mordovia	5-19	1.06		1.49	1.00		1.15	1.00	2.29	1.04	2.22	1.00	1.00		1.00	1.56
	20-99	2.17	1.00	1.13	1.20		1.00	1.04	2.19	1.18	2.69	1.37	1.84	2.22	1.65	2.05
	100+	2.21			1.08		1.00	1.76	1.93	1.39	1.58				2.07	1.65
Republic of Sakha (Yakutia)	5-19			1.00	1.00				3.17	1.00	2.07	1.90		1.00	1.15	
	20-99	1.00	1.00		1.00		1.00	1.00	2.78	1.00	1.45	1.49	1.00	1.00	1.00	2.06
	100+	1.00	1.00		1.00					1.00	1.90		1.00			1.26
Republic of Tatarstan	5-19		1.92	6.83	4.54	11.78	10.67	4.91	17.57	8.48	11.45	16.72	7.70	9.00	10.75	21.07
	20-99	7.04	2.46	6.64	5.82	11.51	15.87	4.67	19.22	9.93	13.81	17.51	12.26	8.46	10.25	14.41
	100+	4.17		5.35	5.69		8.59	6.26	30.94	11.41	12.49				11.49	35.83
Rostov Region	5-19	6.45	2.92	6.02	5.01	13.79	10.19	4.45	21.22	16.24	14.29	27.66	15.40	4.86	10.24	24.80
	20-99	9.67	3.06	6.55	6.77	12.04	13.28	4.78	21.13	18.88	17.64	32.76	5.93	5.72	11.83	20.26
	100+	6.09							15.27	18.03	12.72				13.35	

Saint Petersburg	5-19		12.25	5.73	8.78	30.07	15.44	12.01	34.90	29.21	90.39	14.25	51.31		32.58	29.23
	20-99	7.48	8.52	12.38	8.30	31.35	73.98	13.75	49.70	34.53	21.54	9.02	26.45	28.82	31.31	26.46
	100+	19.63		18.75	10.70		26.90	24.67	60.94	32.08					27.48	
Samara Region	5-19	8.24	2.77	8.83	6.59	12.21	18.85	6.11	25.03	15.17	23.35	16.44	15.06	9.33	13.83	28.12
	20-99	9.07	2.81	6.96	4.11	10.74	11.40	5.23	18.70	16.82	29.75	26.83	20.61	14.03	11.53	42.43
	100+	3.62						5.19	17.29	14.44					17.06	29.07
Smolensk Region	5-19		1.56	1.03		1.88		1.00		6.88	26.90		2.60	1.73	1.52	9.80
	20-99	2.00		1.25	2.21	2.92	3.05	1.16	19.06	4.99			5.94		3.62	11.37
	100+		1.30				2.41	1.33		4.89						
Stavropol Territory	5-19	2.54			1.00	1.00	2.50		4.92	4.21	5.50	9.16	1.76	1.21	1.67	6.76
	20-99	3.02		1.77	1.26	1.29	1.42	1.41	5.22	4.72	6.25	10.89	4.68	1.90	2.09	8.76
	100+	3.20	1.00						5.85	4.69	5.60					
Sverdlovsk Region	5-19	1.00	2.11	4.62		6.25	3.79	1.28	7.33	12.14	4.04	10.83	6.80	1.95		7.17
	20-99	1.20	1.89	1.91	7.21	3.68	7.07	1.10	9.58	8.20	9.83				1.87	31.22
	100+	2.06		2.24	3.58	3.62	2.79	1.16	12.13	37.61	5.23				3.02	7.78
Tomsk Region	5-19	1.38	1.51	1.74	2.35	5.48	4.89	1.68	7.31	6.29	6.96	5.42	3.96	2.23	2.24	8.03
	20-99	1.76	2.00	3.22	1.74	4.46	3.61	2.26	10.02	6.61	8.10	6.05	1.51	2.23	3.51	7.03
	100+	1.11			1.36			2.82	7.54	6.78						
Tver Region	5-19	1.02	1.72	1.03	1.77	1.61	1.00	1.00	3.03	1.90	18.11	2.23	1.98	1.34	4.04	2.85
	20-99	2.83	1.00	1.00		1.00	1.80	1.55	6.07	1.62	8.04	1.88	1.06	1.09	1.84	2.81
	100+			1.00			1.83	1.93	2.66	1.00						
Ulyanovsk Region	5-19			2.74		1.31	3.67	1.00	2.57	2.80		4.47	4.28	1.00	3.27	5.08
	20-99	2.25	2.24	1.00	1.08	1.72	1.80	1.88	2.58	2.51	2.78	2.71	2.62	1.00	2.71	2.51
	100+	1.57					2.12	1.02		6.97					2.49	2.26
Volgograd Region	5-19	3.37	1.00	2.63	2.13	4.73	5.87	1.38	8.05	7.45	5.44	6.74	3.06	2.95	7.55	8.33
	20-99	4.85	1.19	3.32	2.93	3.93	6.44	1.57	9.57	7.04	5.87	15.78	3.26	2.16	4.03	8.61
	100+	4.46		2.40	2.26				4.07	6.69					5.60	
Voronezh Region	5-19	4.18	1.31	2.24	5.47	4.64	6.18	2.54	13.95	16.31	56.43	18.95	6.20	3.94	9.13	18.55
	20-99	14.28	1.70	2.65	4.27	4.26	14.29	2.63	16.33	19.94	39.97	19.91	6.68	8.59	6.60	14.79
	100+	8.16	1.43	1.06	3.33			1.30	11.11	12.56					7.65	
Yaroslavl Region	5-19	1.13	1.34	1.22	1.67	2.78	7.67	1.45	7.65	3.73	24.25	7.83	1.60	1.36	2.89	13.53
	20-99	2.80	1.00	2.02	1.90	3.31	4.67	1.34	8.15	4.16	23.99	6.60	2.28	1.84	5.46	6.66
	100+			1.00				1.25		2.57					4.22	4.20

Median Cell Weights Russia:

Region Name	Employees	15	20 and 36	24 and 25	26	28	29	31 and 33	45	51	52	55	63	72	OM	OS
Belgorod Region	5-19		1.90	3.16	13.20	7.63	16.68	2.61	16.04	11.63	78.92	15.06	14.89	6.57	7.64	26.83
	20-99	7.92	2.56	3.94	10.20	9.48	8.45	2.97	20.38	14.87	103.13	9.68	11.58	8.25	11.93	15.76
	100+	15.03		4.72			4.38		23.10	6.88					9.50	

Chelyabinsk Region	5-19		3.84		14.85		28.66		27.17	48.77	32.59	52.73	25.78	10.24	17.19	100.56
	20-99	20.04	17.41	7.24	20.51		55.03	11.36	40.84	31.63	57.78	52.70	14.50	11.02	31.25	51.57
	100+	12.64				9.86			40.41	51.02						
Irkutsk Region	5-19		4.05	3.54	9.22	10.50	13.63	2.55	43.37	14.00	49.54	38.05	25.53	11.02	5.55	30.10
	20-99	6.93	6.77	2.90	2.65	13.35	7.94	1.31	22.32	32.28	38.09	18.29		8.35	16.18	29.42
	100+			7.04				3.63	7.99	27.28	20.86				7.96	
Kaliningrad Region	5-19					1.07	1.56	1.00	2.03	3.77	3.89	5.75		1.59	1.29	15.78
	20-99	3.97	1.91	3.67	1.80		1.00	1.66	3.90	1.72	4.22	8.10	3.06	1.67	3.85	4.62
	100+	5.21		1.43	1.00	1.00	3.39	1.00	1.84	3.23	6.57				4.80	
Kaluga Region	5-19			4.28		3.44	8.11	1.47	5.52	3.88	37.15	10.07	5.82	3.56	7.76	3.99
	20-99	11.82	2.31	4.95	2.57	9.51	12.47	4.93	11.27	4.82	24.32	4.82	5.09	6.39	10.66	8.96
	100+	8.40	3.93	1.42	2.47	3.95	3.96	2.44	10.42	6.02					8.21	
Kemerovo Region	5-19		2.48	5.38	3.01	6.07	2.99	1.78	9.66	12.14	11.72	3.64		1.60	8.51	40.01
	20-99		5.09	1.53		3.13	6.22	2.37	8.00	6.16	13.38	7.03	11.55		2.47	69.20
	100+			3.82	1.66		3.39		3.82	7.51					5.29	
Khabarovsk Territory	5-19		1.00	1.12	1.96	2.09		2.32	14.05	9.66	32.07		11.47	2.34	3.96	26.06
	20-99	5.51	2.48	1.88	3.22	1.56	3.24		17.25	8.86	11.85	8.46	5.46	2.80	3.05	12.48
	100+	5.73		2.10	3.04		3.55		22.69	10.85	19.80					14.67
Kirov Region	5-19	7.89	5.16	8.67		3.57	4.39		6.70	6.66	11.29	26.43	4.53	8.25	11.99	22.73
	20-99	5.90	3.99	7.78	5.26	6.42	12.27		39.41	16.43	20.83	28.20	6.78	4.04	5.22	7.65
	100+	5.72									7.90					
Krasnodar Territory	5-19	9.35	4.95	9.38	7.77	7.88	11.78	4.61	44.37	28.91	32.21	65.00	12.27	6.96	9.21	21.88
	20-99	20.44	10.60	4.70	18.59	10.17	10.30	5.38	49.37	25.15	31.14	74.48	28.10	6.11	12.91	43.94
	100+	12.13							47.64	31.22	19.98					
Krasnoyarsk Territory	5-19	3.02	3.65	6.12	3.55	19.89	6.99		32.47	20.57	22.52	11.70	23.22	11.66	11.81	33.02
	20-99	13.89	4.79	7.33	8.49	23.23		3.02	32.09	24.36	30.75	29.61	25.87	9.51	19.35	38.62
	100+				6.07				25.00	30.28	16.50					
Kursk Region	5-19		2.12	1.00		2.13	5.13	1.90	6.51	8.33	32.01	3.85	4.33	3.34	4.39	4.42
	20-99	7.51		1.76	1.67	1.15	5.58	2.55	8.33	7.13	23.57	4.36	5.61	3.43	18.26	13.71
	100+	3.64			2.48	1.59			7.06	4.91						11.49
Leningrad Region	5-19	1.31			1.00	2.00	1.09		3.33	3.62	4.26	2.22		1.12		
	20-99	2.74	1.09	1.29	2.06	1.60	2.84	1.00	3.99	1.00	5.38	1.00	1.27	1.34	1.95	3.01
	100+	1.02	1.00	1.34	1.55	2.07	1.36	1.38	5.87	1.20	2.39				3.37	
Lipetsk Region	5-19		2.09	1.00	1.58	1.26	4.14		4.68	4.01	26.05	6.80			4.11	13.50
	20-99	3.46		1.00	2.12	2.27	2.48	1.26	7.21	2.68	10.67	2.16	1.49	1.00	2.73	6.29
	100+	1.80		2.26	2.94		5.72	1.16	6.32	2.30					1.70	8.88
Moscow City	5-19	45.63	44.77	14.67	40.09	85.98	151.32	22.51	1013.92	486.73	396.26	94.08	265.28	326.94	170.28	514.85
	20-99	62.03	26.01	72.35	83.86	38.97	355.35	26.15	2231.86	410.93	809.90	97.76		572.15	173.83	242.26
	100+	34.49	8.85	14.76	30.34	24.52		13.37	394.18	424.53		26.60				217.11
Moscow Region	5-19		7.43	8.29		27.55	17.51	3.80	32.55	33.64	168.04	13.80	26.55	13.62	16.44	22.94
	20-99	46.62	16.51	13.22	21.19	53.67	24.02	6.65	63.98	27.92	82.46	13.30	64.83	18.02	41.56	45.08

	100+	22.65	5.54	13.73		7.96	20.02	5.61	57.05	22.19							
Murmansk Region	5-19	6.75	1.14				1.50		3.53	4.28	4.65	2.74	4.07	2.31	8.95		
	20-99	3.36		2.66		2.47	1.00		7.13	5.32	10.77	3.35	3.83		8.25	9.89	
	100+	7.55				2.56			5.34	23.45			4.70		4.63		
Nizhni Novgorod Region	5-19		6.38	13.35	5.39	17.26	16.92	8.36	58.59	25.10	29.83	33.00	27.31	12.87	16.07	27.10	
	20-99	10.90	9.21	17.69	14.38	26.47	28.35	3.92	36.08	30.77	25.94	32.70	25.52	16.00	25.83	54.38	
	100+	6.47		12.45						18.70						26.43	
Novosibirsk Region	5-19	25.43	7.70	19.08	15.99	19.92	23.15	12.65	55.43	46.65	42.84	32.45	36.36	13.80	46.97	61.97	
	20-99	30.80	6.39	15.70	15.24	24.59	48.80	15.56	55.25	62.66	46.73	39.55	65.26	17.78	38.01	51.52	
	100+	26.98		16.10	10.31				51.07	63.57	49.27						
Omsk Region	5-19	5.99	5.61	8.11	9.69	7.05	8.48	1.67	27.31	24.96	15.07	5.45	14.51	6.31	5.22	31.68	
	20-99	11.59	1.82	7.28	7.38	8.72	9.22	2.92	35.24	20.34	15.91	18.98	25.21	2.94	7.93	17.71	
	100+	9.74							19.47	13.86	12.53						
Perm Territory	5-19		3.77	6.33	10.32	21.30	20.07	13.06	34.98	25.69	21.20	24.42	17.39	13.15	18.31	27.45	
	20-99	7.33	5.90	9.47	11.11	15.38	25.93	11.72	42.94	30.49	24.35	23.80	32.69	14.26	16.67	26.83	
	100+	5.37					14.97		27.37	33.39	24.84					23.23	
Primorsky Territory	5-19	16.94	3.43	2.17	4.45	1.73	4.72	2.24	17.50	32.01	91.89	29.96		8.22	11.00	148.12	
	20-99		2.67	21.16	6.29	4.39	5.27	2.53	31.97	41.15	108.04	75.62		5.49	17.93	130.99	
	100+	13.16								17.72			12.26				
Republic of Bashkortostan	5-19		4.72	6.21	5.72	11.53	23.72	7.54	23.72	17.94	16.11	18.05	10.32	5.69	20.22	14.70	
	20-99	3.45	5.65	10.71	9.12	19.48	16.41	6.77	36.91	22.54	38.65	25.45	10.64	9.08	23.17	31.36	
	100+	10.75					13.82	12.18	48.45	27.95	18.08				24.68		
Republic of Mordovia	5-19	2.27		3.00	1.74		2.03	1.55	4.76	2.19	4.97	1.76	1.57		1.84	3.35	
	20-99	4.90	1.43	2.39	2.34		1.52	1.85	4.79	2.62	6.33	2.64	4.22	4.35	3.41	4.62	
	100+	5.09		2.16			1.57	3.20	4.32	3.16	3.80				4.37	3.80	
Republic of Sakha (Yakutia)	5-19			1.00	1.79				8.04	2.55	5.64	4.23		1.07	2.76		
	20-99	2.24	1.04		1.43		1.25	1.00	7.40	1.45	4.14	3.50	2.42	1.00	1.65	5.65	
	100+	1.00	1.00		1.11					1.27	5.55		1.34			3.54	
Republic of Tatarstan	5-19		2.84	11.02	6.76	16.85	15.12	6.69	29.31	14.35	20.54	24.58	13.48	13.47	16.96	36.28	
	20-99	12.71	3.82	11.25	9.10	17.28	23.61	6.67	33.66	17.63	26.01	27.02	22.52	13.29	16.98	26.05	
	100+	7.70		9.27	9.11		13.08	9.15	55.44	20.73	24.06				19.46	66.25	
Rostov Region	5-19	12.33	4.78	10.78	8.28	21.88	16.03	6.73	39.28	30.47	28.45	45.12	29.91	8.07	17.92	47.37	
	20-99	19.39	5.26	12.31	11.74	20.05	21.92	7.59	41.05	37.19	36.86	56.10	12.09	9.97	21.74	40.62	
	100+	12.48							30.36	36.34	27.20				25.09		
Saint Petersburg	5-19		18.23	9.31	13.18	43.34	22.06	16.47	58.69	49.81	163.42	21.12	90.51		51.80	50.72	
	20-99	13.62	13.31	21.14	13.08	47.43	110.93	19.81	87.73	61.81	40.88	14.04	48.97	45.63	52.26	48.20	
	100+	36.58		32.75	17.25		41.26	36.34	110.05	58.73					46.92		
Samara Region	5-19	15.31	4.41	15.37	10.59	18.84	28.83	8.98	45.06	27.69	45.21	26.09	28.45	15.06	23.54	52.25	
	20-99	17.69	4.70	12.73	6.94	17.39	18.31	8.06	35.34	32.24	60.46	44.69	40.85	23.79	20.60	82.76	
	100+	7.22						8.18	33.44	28.30					31.20	58.01	
Smolensk	5-19		2.88	2.08			3.38		1.61		14.59	60.48		5.71	3.24	3.01	21.14

Region	20-99	4.53		2.64	4.33	5.48	5.68	2.09	41.83	11.10			13.67		7.51	25.75
	100+		2.58				4.59	2.44		11.14						
Stavropol Territory	5-19	4.65			1.21	1.18	3.77		8.73	7.57	10.50	14.33	3.28	1.93	2.80	12.38
	20-99	5.82		3.20	2.09	2.06	2.25	2.15	9.73	8.93	12.52	17.88	9.16	3.17	3.69	16.84
	100+	6.30	1.06						11.15	9.07	11.49					
Sverdlovsk Region	5-19	2.38	6.14	14.73		17.64	10.61	3.43	24.15	40.54	14.31	31.43	23.49	5.76		24.38
	20-99	4.27	5.77	6.40	22.25	10.91	20.77	3.11	33.14	28.75	36.56				6.10	111.40
	100+	7.53		7.68	11.30	10.97	8.39	3.35	42.92	134.90	19.89				10.10	28.41
Tomsk Region	5-19	2.39	2.23	2.82	3.50	7.86	6.95	2.29	12.23	10.67	12.52	8.00	6.96	3.35	3.55	13.87
	20-99	3.18	3.12	5.47	2.73	6.72	5.38	3.24	17.60	11.77	15.30	9.36	2.78	3.51	5.82	12.74
	100+	2.05			2.18			4.14	13.56	12.36						
Tver Region	5-19	2.06	2.98	1.94	3.09	2.70	1.53	1.00	5.93	3.77	38.04	3.84	4.05	2.35	7.47	5.74
	20-99	5.98	1.25	1.55		1.16	3.13	2.59	12.44	3.37	17.74	3.41	2.27	2.01	3.56	5.94
	100+			1.07			3.26	3.31	5.58	2.04						
Ulyanovsk Region	5-19			4.99		2.11	5.86	1.08	4.83	5.35		7.42	8.45	1.36	5.82	9.88
	20-99	4.58	3.92	1.81	1.91	2.92	3.03	3.03	5.10	5.04	5.91	4.71	5.43	1.00	5.06	5.12
	100+	3.27					3.64	1.69		14.29					4.77	4.71
Volgograd Region	5-19	11.41	2.48	8.35	6.22	13.29	16.34	3.69	26.40	24.77	19.18	19.47	10.53	8.68	23.41	28.18
	20-99	17.22	3.62	11.07	9.00	11.60	18.83	4.42	32.93	24.59	21.74	47.85	11.77	6.67	13.11	30.60
	100+	16.20		8.16	7.09				14.33	23.90					18.66	
Voronezh Region	5-19	7.95	2.14	4.00	9.02	7.35	9.69	3.83	25.74	30.52	111.99	30.81	12.00	6.52	15.93	35.33
	20-99	28.54	2.91	4.97	7.38	7.07	23.53	4.16	31.64	39.17	83.26	33.99	13.59	14.93	12.10	29.57
	100+	16.68	2.50	2.04	5.90			2.10	22.03	25.24					14.34	
Yaroslavl Region	5-19	2.69	2.73	2.71	3.43	5.49	14.99	2.71	17.59	8.70	59.95	15.86	3.87	2.81	6.28	32.10
	20-99	6.98	1.71	4.72	4.10	6.84	9.57	2.64	19.67	10.18	62.27	14.04	5.78	3.98	12.46	16.60
	100+			1.63				2.53		6.43					9.86	10.71

Weak Cell Weights Russia:

Region Name	Employees	15	20 and 36	24 and 25	26	28	29	31 and 33	45	51	52	55	63	72	OM	OS
Belgorod Region	5-19		3.01	4.72	21.52	12.59	25.66	3.81	29.66	20.75	143.08	25.46	26.49	9.52	11.28	44.09
	20-99	11.52	3.65	5.27	14.94	14.05	11.67	3.89	33.85	23.83	167.93	14.69	18.50	10.75	15.82	23.25
	100+	21.34		6.17		6.33			37.46	10.77					12.30	
Chelyabinsk Region	5-19		5.44		21.61		39.34		44.84	77.65	52.73	79.53	40.92	13.24	22.65	147.46
	20-99	26.00	22.15	8.65	26.80		67.85	13.29	60.54	45.22	83.95	71.39	20.67	12.81	36.99	67.92
	100+	16.01			12.72				58.48	71.23						
Irkutsk Region	5-19		4.66	3.83	10.92	12.58	15.22	2.71	58.24	18.13	65.20	46.69	32.97	11.60	5.95	35.91
	20-99	7.32	7.01	2.82	2.82	14.36	7.97	1.25	26.91	37.55	45.03	20.15		7.89	15.58	31.53
	100+			6.68				3.37	9.40	30.99	24.08				7.49	
Kaliningrad	5-19					2.15	2.92	1.41	4.57	8.19	8.60	11.86		2.82	2.32	31.61

Region	20-99	7.04	3.32	6.00	3.21		1.18	2.65	7.91	3.36	8.38	14.99	5.97	2.65	6.23	8.31
	100+	9.02		2.28	1.45	1.56	5.57	1.54	3.65	6.16	12.74				7.58	
Kaluga Region	5-19			5.37		4.77	10.48	1.81	8.57	5.81	56.59	14.30	8.71	4.33	9.62	5.52
	20-99	14.44	2.77	5.58	3.17	11.84	14.48	5.44	15.72	6.49	33.27	6.15	6.84	6.99	11.87	11.11
	100+	10.02	4.60	1.56	2.97	4.80	4.49	2.63	14.21	7.92					8.94	
Kemerovo Region	5-19		5.30	10.80	6.60	13.45	6.18	3.50	24.02	29.13	28.57	8.28		3.11	16.90	88.40
	20-99		9.77	2.76		6.24	11.56	4.18	17.87	13.27	29.30	14.35	24.82		4.40	137.32
	100+			6.73	3.20		6.16		8.32	15.80					9.21	
Khabarovsk Territory	5-19		1.38	1.68	3.20	3.45		3.40	26.07	17.30	58.32		20.47	3.40	5.87	42.96
	20-99	8.04	3.55	2.53	4.73	2.32	4.49		28.74	14.24	19.35	12.88	8.74	3.65	4.05	18.47
	100+	8.16		2.75	4.36		4.80		36.92	17.02	31.57					21.21
Kirov Region	5-19	9.43	6.06	9.55		4.36	4.99		9.15	8.78	15.12	33.00	5.96	8.83	13.08	27.60
	20-99	6.34	4.20	7.70	5.69	7.02	12.52		48.35	19.45	25.06	31.62	8.00	3.88	5.11	8.34
	100+	6.00									9.28					
Krasnodar Territory	5-19	18.45	9.57	17.05	15.43	15.83	22.08	8.20	99.98	62.84	71.15	133.86	26.59	12.29	16.58	43.80
	20-99	36.20	18.42	7.68	33.17	18.36	17.34	8.59	99.93	49.10	61.80	137.76	54.71	9.69	20.86	79.02
	100+	20.99							94.15	59.52	38.70					
Krasnoyarsk Territory	5-19	4.71	5.58	8.80	5.58	31.62	10.36		57.89	35.37	39.36	19.06	39.82	16.29	16.81	52.30
	20-99	19.47	6.58	9.46	11.99	33.18		3.82	51.38	37.63	48.27	43.33	39.84	11.94	24.74	54.95
	100+				8.36				39.09	45.67	25.30					
Kursk Region	5-19		4.06	1.38		4.25	9.52	3.34	14.54	17.94	70.05	7.85	9.29	5.85	7.83	8.77
	20-99	13.18		2.85	2.96	2.05	9.30	4.04	16.70	13.79	46.33	8.00	10.82	5.38	29.23	24.42
	100+	6.24			4.29	2.78			13.83	9.27						19.99
Leningrad Region	5-19	2.43			1.75	3.78	1.93		7.06	7.40	8.85	4.29		1.86		
	20-99	4.56	1.78	1.98	3.45	2.71	4.49	1.07	7.59	1.68	10.02	1.45	2.31	2.00	2.96	5.08
	100+	1.65	1.00	2.01	2.54	3.43	2.10	2.03	10.90	2.15	4.36				5.00	
Lipetsk Region	5-19		3.81	1.17	2.95	2.39	7.31		9.92	8.20	54.19	13.19			6.96	25.44
	20-99	5.77		1.25	3.57	3.85	3.93	1.90	13.73	4.93	19.93	3.75	2.73	1.26	4.16	10.66
	100+	2.93		3.39	4.83		8.86	1.71	11.77	4.13					2.53	14.68
Moscow City	5-19	78.20	75.25	23.16	69.21	150.13	246.43	34.79	1985.16	919.29	760.58	168.32	499.56	501.70	266.19	895.60
	20-99	95.48	39.27	102.61	130.01	61.12	519.73	36.31	3924.66	697.08	1396.16	157.10		788.54	244.06	378.50
	100+	51.83	13.05	20.44	45.92	37.55		18.13	676.83	703.19		41.74				331.22
Moscow Region	5-19		8.24	8.63		31.75	18.81	3.87	42.05	41.93	212.82	16.29	32.98	13.79	16.96	26.33
	20-99	47.35	16.45	12.37	21.67	55.54	23.18	6.09	74.24	31.25	93.79	14.10	72.35	16.39	38.51	46.48
	100+	22.47	5.39	12.55		8.05	18.87	5.02	64.63	24.25						
Murmansk Region	5-19	7.63	1.26				1.62		4.56	5.34	5.89	3.24	5.06	2.34	9.23	
	20-99	3.42		2.49		2.56	1.00		8.27	5.96	12.26	3.55	4.27		7.65	10.19
	100+	7.48				2.59			6.05	25.63			5.12		4.19	
Nizhni Novgorod Region	5-19		10.44	20.52	9.05	29.34	26.83	12.58	111.68	46.16	55.74	57.49	50.07	19.23	24.46	45.90
	20-99	16.34	13.54	24.42	21.71	40.42	40.38	5.30	61.78	50.81	43.53	51.16	42.02	21.46	35.31	82.72
	100+	9.47		16.78						30.16						39.26

Novosibirsk Region	5-19	37.37	11.10	25.83	23.67	29.82	32.33	16.77	93.05	75.55	70.50	49.78	58.70	18.15	62.94	92.43
	20-99	40.65	8.28	19.09	20.26	33.07	61.19	18.52	83.30	91.13	69.06	54.49	94.63	21.01	45.76	69.01
	100+	34.77		19.11	13.38				75.18	90.28	71.10					
Omsk Region	5-19	10.07	9.24	12.54	16.39	12.07	13.53	2.53	52.40	46.19	28.34	9.56	26.78	9.49	8.00	54.00
	20-99	17.48	2.69	10.11	11.21	13.40	13.22	3.97	60.72	33.81	26.87	29.89	41.79	3.97	10.91	27.11
	100+	14.35							32.76	22.50	20.67					
Perm Territory	5-19		4.58	7.22	12.86	26.85	23.59	14.58	49.46	35.03	29.38	31.55	23.64	14.57	20.67	34.48
	20-99	8.14	6.43	9.70	12.44	17.42	27.39	11.75	54.52	37.35	30.31	27.62	39.93	14.19	16.90	30.27
	100+	5.83							33.93	39.94	30.20					25.58
Primorsky Territory	5-19	18.25	3.63	2.15	4.83	1.90	4.83	2.18	21.54	37.99	110.83	33.68		7.92	10.81	161.93
	20-99		2.53	18.86	6.13	4.33	4.85	2.21	35.33	43.87	117.04	76.37		4.76	15.82	128.61
	100+	12.43								18.44			12.72			
Republic of Bashkortostan	5-19		5.79	7.16	7.20	14.69	28.18	8.50	33.89	24.72	22.56	23.56	14.18	6.37	23.06	18.66
	20-99	3.87	6.22	11.09	10.32	22.29	17.51	6.85	47.35	27.89	48.62	29.84	13.13	9.13	23.74	35.74
	100+	11.79					14.40	12.05	60.70	33.78	22.20				24.69	
Republic of Mordovia	5-19	3.88		4.71	2.98		3.28	2.38	9.28	4.11	9.49	3.14	2.94		2.87	5.80
	20-99	7.50	2.15	3.37	3.61		2.21	2.56	8.39	4.42	10.86	4.22	7.11	5.96	4.76	7.18
	100+	7.61			3.25		2.24	4.32	7.38	5.21	6.37				5.97	5.77
Republic of Sakha (Yakutia)	5-19			1.31	3.74				19.07	5.83	13.12	9.18		1.99	5.23	
	20-99	4.18	1.90		2.68		2.21	1.42	15.77	2.99	8.64	6.81	4.95	1.42	2.81	10.70
	100+	1.41	1.40		2.04					2.55	11.31		2.68			6.55
Republic of Tatarstan	5-19		2.96	10.79	7.24	18.25	15.28	6.41	35.60	16.81	24.45	27.28	15.75	12.82	16.44	39.15
	20-99	12.13	3.57	9.90	8.75	16.81	21.42	5.74	36.72	18.54	27.81	26.93	23.63	11.36	14.78	25.25
	100+	7.18		7.96	8.55		11.59	7.69	59.04	21.30	25.11				16.55	62.68
Rostov Region	5-19	14.12	5.37	11.38	9.56	25.54	17.44	6.95	51.41	38.47	36.49	53.96	37.65	8.28	18.72	55.08
	20-99	19.95	5.31	11.66	12.17	21.02	21.43	7.04	48.26	42.17	42.48	60.26	13.67	9.19	20.40	42.43
	100+	12.54							34.84	40.23	30.60				22.99	
Saint Petersburg	5-19		34.69	16.65	25.77	85.69	40.68	28.83	130.11	106.52	355.17	42.78	192.98		91.69	99.91
	20-99	23.74	22.75	33.94	22.96	84.22	183.72	31.14	174.68	118.72	79.79	25.55	93.78	71.21	83.08	85.26
	100+	62.25		51.35	29.57		66.73	55.78	213.97	110.16					72.84	
Samara Region	5-19	22.15	6.26	20.49	15.43	27.78	39.63	11.71	74.48	44.15	73.26	39.41	45.22	19.51	31.07	76.73
	20-99	22.99	5.98	15.24	9.08	23.03	22.60	9.44	52.47	46.16	87.98	60.62	58.33	27.68	24.42	109.15
	100+	9.16						9.37	48.47	39.58					36.11	74.72
Smolensk Region	5-19		3.84	2.61		4.68		1.98		21.89	92.18		8.54	3.95	3.73	29.20
	20-99	5.54		2.98	5.33	6.83	6.60	2.30	58.41	14.96			18.36		8.37	31.95
	100+		3.02				5.20	2.63		14.65						
Stavropol Territory	5-19	8.57			2.25	2.23	6.60		18.40	15.39	21.70	27.60	6.65	3.19	4.72	23.19
	20-99	9.63		4.88	3.49	3.48	3.55	3.21	18.42	16.30	23.23	30.93	16.67	4.71	5.58	28.32
	100+	10.20	1.69						20.61	16.17	20.81					
Sverdlovsk Region	5-19	4.79	12.12	27.32		36.18	20.28	6.23	55.53	89.92	32.25	66.04	51.95	10.38		49.81
	20-99	7.72	10.23	10.66	40.50	20.09	35.67	5.07	68.44	57.28	74.01				10.06	204.38

	100+	13.29		12.49	20.08	19.72	14.07	5.34	86.54	262.38	39.32				16.27	50.90
Tomsk Region	5-19	5.59	5.13	6.09	8.27	18.76	15.48	4.84	32.75	27.56	32.86	19.57	17.92	7.03	7.59	32.99
	20-99	6.70	6.43	10.61	5.78	14.40	10.77	6.14	42.33	27.31	36.06	20.57	6.42	6.61	11.18	27.22
	100+	4.22			4.51			7.67	31.84	28.00						
Tver Region	5-19	5.36	7.61	4.65	8.10	7.16	3.78	1.30	17.64	10.83	111.04	10.46	11.60	5.48	17.76	15.18
	20-99	13.99	2.86	3.33		2.78	6.97	5.47	33.26	8.69	46.50	8.32	5.85	4.20	7.61	14.12
	100+			2.25			7.07	6.83	14.58	5.13						
Ulyanovsk Region	5-19			11.30		5.29	13.68	2.40	13.56	14.48		19.01	22.81	3.00	13.03	24.63
	20-99	10.10	8.47	3.67	4.25	6.56	6.35	6.02	12.86	12.25	14.60	10.86	13.16	1.93	10.18	11.47
	100+	7.04					7.46	3.27		33.93					9.36	10.30
Volgograd Region	5-19	17.12	3.65	11.55	9.41	20.32	23.31	5.00	45.27	40.96	32.24	30.51	17.37	11.66	32.06	42.93
	20-99	23.22	4.79	13.75	12.22	15.93	24.12	5.37	50.71	36.52	32.82	67.35	17.43	8.06	16.12	41.86
	100+	21.33		9.90	9.40				21.55	34.67					22.40	
Voronezh Region	5-19	13.35	3.52	6.19	15.25	12.57	15.46	5.80	49.37	56.46	210.57	54.01	22.13	9.80	24.40	60.21
	20-99	43.04	4.31	6.90	11.21	10.87	33.71	5.65	54.51	65.09	140.60	53.52	22.51	20.15	16.64	45.25
	100+	24.56	3.62	2.76	8.75			2.79	37.06	40.96					19.26	
Yaroslavl Region	5-19	4.26	4.24	3.95	5.46	8.85	22.56	3.87	31.83	15.19	106.33	26.22	6.73	3.99	9.07	51.59
	20-99	9.92	2.38	6.18	5.87	9.91	12.93	3.38	31.96	15.95	99.18	20.84	9.04	5.07	16.16	23.97
	100+			2.09				3.17		9.84					12.49	15.10

Appendix D

Strict Universe Estimates

Region Name	Employees	15	20 and 36	24 and 25	26	28	29	31 and 33	45	51	52	55	63	72	OM	OS	Grand Total
Belgorod Region	5-19		5	6	9	11	12	4	47	122	43	10	8	4	10	31	321
	20-99	9	5	11	13	12	17	10	69	190	54	12	12	10	21	43	489
	100+	8		3		3			13	19					6		50
Total		17	10	20	22	26	28	14	129	330	97	22	21	15	36	74	861
Chelyabinsk Region	5-19		3		3		6		19	59	26	10	4	2	6	17	156
	20-99	3	3	6	4		11	5	34	93	27	10	5	4	11	25	240
	100+	2				2			7	16							27
Total		5	6	6	7	2	17	5	59	168	53	20	9	6	17	42	422
Irkutsk Region	5-19		5	4	2	3	3	2	28	69	40	9	5	3	6	19	199
	20-99	3	5	7	5	3	8	4	41	98	37	9		4	7	24	254
	100+			1				1	6	16	4				2		31
Total		3	10	12	7	6	11	7	76	183	80	18	5	6	15	42	483
Kaliningrad Region	5-19					1	1	2	7	13	8	7		1	3	9	52
	20-99	4	2	2	2		6	2	13	31	15	5	6	2	7	15	112
	100+	5		1	1	2	2	1	3	10	3				5		34
Total		10	2	3	3	3	9	5	23	54	26	12	6	3	15	23	199
Kaluga Region	5-19			6		6	7	3	23	40	24	8	4	6	11	11	147
	20-99	8	5	14	6	15	10	12	45	69	60	11	6	5	30	23	316
	100+	5	3	3	4	3	6	6	7	12					11		59
Total		13	8	23	9	23	22	20	74	120	84	19	10	10	52	34	522
Kemerovo Region	5-19		3	3	2	4	6	2	21	66	36	9		1	5	21	180
	20-99		3	6		6	12	5	42	92	52	13	6		8	35	279
	100+			2	2		4		6	15					3		32
Total		0	6	11	4	10	21	7	69	173	88	22	6	1	16	56	490
Khabarovsk Territory	5-19		3	2	1	1		1	21	47	30		5	3	4	13	131
	20-99	5	3	5	3	4	7		49	99	63	18	7	3	9	29	304
	100+	5		1	2		2		10	20	9					7	55
Total		10	6	8	6	5	9	1	80	166	101	18	13	6	13	48	490
Kirov Region	5-19	5	17	6		9	7		29	210	52	43	6	7	18	31	440
	20-99	8	15	11	4	5	10		27	208	79	22	4	6	11	40	450
	100+	4									10						13
Total		17	32	17	4	14	17	0	55	418	141	64	11	13	29	71	903
Krasnodar Territory	5-19	4	5	4	4	4	6	5	40	77	67	33	5	3	9	19	286
	20-99	8	10	10	9	10	16	11	84	159	99	36	11	3	18	36	522
	100+	5							20	39	8						71

	Total	17	15	15	13	14	22	16	144	275	174	69	17	6	26	55	880
Krasnoyarsk Territory	5-19	4	10	8	2	15	10		61	152	79	17	14	8	16	40	435
	20-99	8	6	9	6	16		11	96	186	85	20	15	6	24	67	556
	100+				4				15	35	9						62
Total		12	17	17	12	31	10	11	171	373	173	37	29	14	40	107	1054
Kursk Region	5-19		1	3		1	3	2	8	32	13	4	2	2	4	7	81
	20-99	3		5	2	4	5	3	17	49	9	2	2	2	8	11	122
	100+	3			1	1			3	10						4	22
Total		6	1	8	3	6	8	5	28	91	22	6	4	3	12	23	225
Leningrad Region	5-19	1			1	1	1		6	6	9	3		1			30
	20-99	2	4	3	3	4	4	5	18	22	17	5	4	3	5	10	108
	100+	2	2	2	1	1	1	1	6	8	2				4		31
Total		5	6	5	5	7	6	6	30	36	29	8	4	4	9	10	169
Lipetsk Region	5-19		1	2	1	1	3		8	23	14	5			3	8	69
	20-99	4		4	3	3	3	4	24	50	17	3	4	4	6	14	143
	100+	4		1	2		4	1	7	10					2	5	35
Total		8	1	7	6	4	10	5	39	83	31	7	4	4	11	26	247
Moscow City	5-19	24	55	58	25	55	98	76	555	1840	202	58	138	200	296	273	3952
	20-99	63	123	156	49	95	218	184	1164	3382	393	116		333	575	490	7340
	100+	34	20	39	17	15		42	201	640		31				107	1146
Total		121	198	253	91	164	316	301	1920	5862	595	205	138	532	871	870	12438
Moscow Region	5-19		22	23		28	18	12	115	235	138	42	45	27	46	98	851
	20-99	38	47	69	40	53	72	34	270	488	323	51	52	34	74	184	1830
	100+	18	10	23		8	19	17	47	108							251
Total		56	80	115	40	89	109	64	432	831	462	93	97	61	120	283	2932
Murmansk Region	5-19	1	3				2		6	15	10	5	1	1	2		46
	20-99	6		1		1	4		6	24	14	7	2		6	7	78
	100+	1				1			2	4			2		2		12
Total		8	3	1	0	2	6	0	14	43	24	12	5	1	10	7	136
Nizhni Novgorod Region	5-19		8	8	3	11	11	6	67	155	63	43	15	8	19	45	463
	20-99	6	11	20	9	17	18	8	117	230	65	20	13	10	30	57	631
	100+	3		7						29						14	53
Total		9	19	34	12	28	29	14	184	414	128	63	28	18	49	115	1146
Novosibirsk Region	5-19	17	24	28	13	32	38	22	155	579	195	51	48	22	69	126	1420
	20-99	40	19	43	23	38	38	51	221	700	232	30	41	26	80	133	1715
	100+	17		11	8				33	122	30						221
Total		74	44	82	43	71	76	72	409	1401	456	81	90	48	150	259	3356
Omsk Region	5-19	2	2	6	4	3	7	5	37	100	33	11	9	2	8	21	250
	20-99	7	4	10	5	7	7	3	57	117	34	14	8	3	11	28	315
	100+	3							6	13	4						26
Total		12	6	15	9	9	14	8	100	230	71	24	17	6	18	49	590

Perm Territory	5-19		14	11	6	14	13	9	97	211	55	31	18	16	21	44	561
	20-99	8	14	16	13	19	32	15	136	334	60	29	16	17	37	69	815
	100+	3					9		14	51	12					12	101
Total		10	28	26	20	33	54	24	247	596	127	59	35	33	59	125	1476
Primorsky Territory	5-19	10	5	4	6	2	6	5	61	240	150	40		11	27	84	651
	20-99		8	12	8	11	10	9	125	407	224	48		14	42	141	1060
	100+	14							76			25					115
Total		24	13	16	14	14	17	13	186	723	374	88	25	24	69	225	1826
Republic of Bashkortostan	5-19		3	3	2	3	7	2	29	57	19	5	2	3	11	14	160
	20-99	3	3	10	5	5	9	8	43	94	34	7	5	5	17	21	270
	100+	2					4	3	11	19	4				6		50
Total		5	6	14	6	9	20	14	84	170	56	12	7	8	34	36	479
Republic of Mordovia	5-19	1		1	1		1	1	7	17	9	2	1		3	5	49
	20-99	2	5	2	2		2	3	18	31	16	3	2	2	5	12	105
	100+	2			1		2	2	4	7	2				2	2	23
Total		5	5	4	4	0	5	6	28	54	27	5	3	2	10	19	177
Republic of Sakha (Yakutia)	5-19			1	1				10	6	8	2		1	1		30
	20-99	1	4		2		1	1	17	20	17	4	2	2	2	8	82
	100+	3	2		1					4	2		1			3	15
Total		4	6	1	4	0	1	1	26	30	28	6	3	3	3	11	127
Republic of Tatarstan	5-19		8	14	5	12	11	10	70	136	57	33	15	9	22	63	464
	20-99	7	7	27	12	23	16	14	135	179	69	35	12	17	41	72	665
	100+	8		11	6		9	6	31	34	12				11	36	165
Total		15	15	51	22	35	35	30	236	349	139	68	28	26	74	171	1294
Rostov Region	5-19	6	9	12	5	14	20	9	64	179	143	55	15	10	20	50	611
	20-99	19	12	26	14	24	27	19	127	340	141	33	18	11	47	101	959
	100+	6							15	72	13				13		120
Total		32	21	38	19	38	47	28	206	590	297	88	33	21	81	151	1690
Saint Petersburg	5-19		25	17	9	30	31	24	140	409	90	14	51		65	88	993
	20-99	22	43	50	17	63	74	69	298	725	129	27	79	58	125	132	1911
	100+	20		19	11		27	25	61	160					55		377
Total		42	67	85	36	93	132	117	499	1295	220	41	131	58	245	220	3281
Samara Region	5-19	8	11	18	7	24	19	12	100	258	140	33	30	19	41	112	833
	20-99	9	8	21	8	21	23	21	150	320	149	27	21	14	46	127	965
	100+	4						5	17	43					17	29	116
Total		21	20	39	15	46	42	38	267	621	289	60	51	33	105	269	1913
Smolensk Region	5-19		3	2		2		1		48	27		3	2	6	20	113
	20-99	4		5	4	6	3	5	19	80		6		11	34	177	
	100+		4				2	4		15							25
Total		4	7	7	4	8	5	10	19	143	27	0	9	2	17	54	315
Stavropol	5-19	3			3	4	2		15	50	50	18	2	2	7	14	169

Territory	20-99	6		7	4	4	6	6	31	94	56	22	5	4	10	26	281
	100+	3	1						6	19	6						34
Total		12	1	7	7	8	8	6	52	164	111	40	6	6	17	40	485
Sverdlovsk Region	5-19	2	4	5		6	8	4	29	109	24	11	7	6		22	236
	20-99	5	6	8	7	11	14	11	48	164	39				17	31	361
	100+	2		2	4	4	6	5	12	38	5				6	8	91
Total		9	10	15	11	21	27	20	89	311	69	11	7	6	23	61	688
Tomsk Region	5-19	3	6	3	2	5	5	3	29	94	49	11	4	4	9	24	253
	20-99	7	8	10	3	9	7	5	50	119	57	12	5	4	11	35	341
	100+	2			1			3	8	14							28
Total		12	14	13	7	14	12	11	87	227	105	23	8	9	19	59	622
Tver Region	5-19	1	2	2	2	2	3	3	12	30	18	4	2	1	4	9	95
	20-99	3	4	4		4	4	3	18	37	24	6	2	3	11	14	137
	100+			3			2	2	3	8							17
Total		4	6	9	2	6	8	8	33	76	42	10	4	5	15	23	250
Ulyanovsk Region	5-19			3		4	4	3	13	34		9	4	1	7	15	96
	20-99	2	4	4	2	5	7	6	26	53	25	5	3	3	14	20	179
	100+	2					2	1		7					5	5	21
Total		4	4	7	2	9	13	10	39	93	25	14	7	4	25	40	296
Volgograd Region	5-19	3	4	5	2	5	6	4	32	89	49	20	6	3	8	25	262
	20-99	10	2	13	6	8	13	6	57	127	53	16	7	4	16	34	373
	100+	4		2	2				8	13					6		36
Total		18	6	21	10	13	19	10	98	230	102	36	13	7	29	59	671
Voronezh Region	5-19	4	5	7	5	9	12	13	56	196	56	19	12	8	18	37	458
	20-99	14	10	13	9	13	29	16	98	339	80	20	13	9	33	59	754
	100+	8	3	2	3			3	11	50					8		88
Total		27	18	22	17	22	41	31	165	585	136	39	26	16	59	96	1301
Yaroslavl Region	5-19	1	3	2	2	6	8	4	38	75	24	16	3	3	9	27	220
	20-99	3	7	4	2	7	9	4	49	96	24	7	5	4	11	33	263
	100+			3				1		13					4	4	26
Total		4	10	9	4	12	17	10	87	183	48	22	8	6	24	65	509
Grand Total		653	728	1038	499	893	1245	948	6487	17693	5055	1424	916	1027	2420	3915	44942

Median Universe Estimates

Region Name	Employees	15	20 and 36	24 and 25	26	28	29	31 and 33	45	51	52	55	63	72	OM	OS	Grand Total
Belgorod Region	5-19		8	9	13	15	17	5	80	209	79	15	15	7	15	54	541
	20-99	16	8	20	20	19	25	15	122	342	103	19	23	17	36	79	864

	100+	15		5		4			23	34				9		91	
	Total	31	15	34	34	39	42	20	226	586	182	34	38	23	61	132	1496
Chelyabinsk Region	5-19		12		15		29		109	341	163	53	26	10	34	101	892
	20-99	20	17	36	21		55	23	204	569	173	53	29	22	63	155	1440
	100+	13				10			40	102							165
	Total	33	29	36	35	10	84	23	353	1013	336	105	55	32	97	255	2496
Irkutsk Region	5-19		20	14	9	11	14	5	130	322	198	38	26	11	28	90	916
	20-99	14	20	20	13	13	32	5	201	484	190	37		17	32	118	1197
	100+			7				4	32	82	21				8		153
	Total	14	41	42	22	24	45	14	363	888	409	75	26	28	68	208	2266
Kaliningrad Region	5-19					1	2	2	12	23	16	12		2	4	16	88
	20-99	8	4	4	4		6	3	23	53	30	8	12	3	12	28	198
	100+	10		1	1	2	3	1	6	19	7				10		60
	Total	18	4	5	5	3	11	6	41	95	52	20	12	5	25	43	346
Kaluga Region	5-19			9		7	8	3	33	58	37	10	6	7	16	16	209
	20-99	12	7	20	8	19	12	15	68	106	97	14	10	6	43	36	473
	100+	8	4	4	5	4	8	7	10	18					16		86
	Total	20	11	33	13	30	29	25	111	182	134	25	16	14	75	52	768
Kemerovo Region	5-19		5	5	3	6	9	4	39	121	70	15		2	9	40	327
	20-99		5	9		9	19	7	80	179	107	21	12		15	69	532
	100+			4	3		7		11	30					5		61
	Total	0	10	18	6	15	34	11	130	330	177	36	12	2	29	109	920
Khabarovsk Territory	5-19		3	2	2	2		2	42	97	64		11	5	8	26	265
	20-99	11	5	9	6	6	13		104	213	142	34	16	6	18	62	646
	100+	11		2	3		4		23	43	20					15	121
	Total	22	8	14	11	8	17	2	168	353	226	34	28	10	26	103	1031
Kirov Region	5-19	8	21	9		11	9		40	300	79	53	9	8	24	45	615
	20-99	12	20	16	5	6	12		39	312	125	28	7	8	16	61	668
	100+	6									16						22
	Total	25	41	24	5	17	21	0	80	612	220	81	16	16	40	107	1305
Krasnodar Territory	5-19	9	10	9	8	8	12	9	89	173	161	65	12	7	18	44	635
	20-99	20	21	24	19	20	31	22	197	377	249	74	28	6	39	88	1216
	100+	12							48	94	20						173
	Total	42	31	33	26	28	43	31	334	644	430	139	40	13	57	132	2024
Krasnoyarsk Territory	5-19	6	15	12	4	20	14		97	247	135	23	23	12	24	66	698
	20-99	14	10	15	8	23		15	160	317	154	30	26	10	39	116	935
	100+				6				25	61	17						108
	Total	20	24	27	18	43	14	15	283	624	305	53	49	21	62	182	1741
Kursk Region	5-19		2	3		2	5	4	20	75	32	8	4	3	9	18	185
	20-99	8		9	3	5	11	5	42	121	24	4	6	3	18	27	286
	100+	7			2	2			7	25						11	54

	Total	15	2	12	6	8	16	9	68	221	56	12	10	7	27	57	525
Leningrad Region	5-19	1			1	2	1		10	11	17	4		1			49
	20-99	3	4	4	4	6	6	5	32	22	32	5	5	4	8	18	158
	100+	2	2	3	2	2	1	1	12	10	5				7		46
Total		6	6	7	7	10	8	6	54	42	54	9	5	5	15	18	253
Lipetsk Region	5-19		2	2	2	1	4		14	40	26	7			4	13	116
	20-99	7		4	4	5	5	5	43	91	32	4	6	4	11	25	247
	100+	7		2	3		6	1	13	18					3	9	63
Total		14	2	8	9	6	15	6	70	150	58	11	6	4	18	48	425
Moscow City	5-19	46	90	103	40	86	151	113	1014	3407	396	94	265	327	511	515	7157
	20-99	124	208	289	84	156	355	288	2232	6575	810	196		572	1043	969	13901
	100+	69	35	74	30	25		67	394	1274		53				217	2238
Total		239	333	466	154	266	507	467	3640	11256	1206	343	265	899	1554	1701	23296
Moscow Region	5-19		22	25		28	18	11	130	269	168	41	53	27	49	115	957
	20-99	47	50	79	42	54	72	33	320	586	412	53	65	36	83	225	2158
	100+	23	11	27		8	20	17	57	133							296
Total		69	83	132	42	89	110	61	507	989	580	95	118	63	132	340	3411
Murmansk Region	5-19	7	3				3		21	64	47	14	4	2	9		174
	20-99	20		3		2	4		36	128	86	23	8		33	40	383
	100+	8				3			11	23			9		9		63
Total		34	3	3	0	5	7	0	68	215	133	37	21	2	51	40	620
Nizhni Novgorod Region	5-19		13	13	5	17	17	8	117	276	119	66	27	13	32	81	806
	20-99	11	18	35	14	26	28	12	217	431	130	33	26	16	52	109	1157
	100+	6		12						56					26		101
Total		17	31	61	20	44	45	20	334	763	249	99	53	29	84	216	2065
Novosibirsk Region	5-19	25	31	38	16	40	46	25	222	840	300	65	73	28	94	186	2028
	20-99	62	26	63	30	49	49	62	332	1065	374	40	65	36	114	206	2572
	100+	27		16	10				51	191	49						344
Total		114	56	117	57	89	95	88	604	2096	723	104	138	63	208	392	4945
Omsk Region	5-19	6	6	16	10	7	17	8	109	299	105	27	29	6	21	63	731
	20-99	23	7	29	15	17	18	9	176	366	111	38	25	9	32	89	965
	100+	10							19	42	13						83
Total		39	13	45	24	24	35	17	305	707	229	65	54	15	53	152	1779
Perm Territory	5-19		23	19	10	21	20	13	175	385	106	49	35	26	37	82	1001
	20-99	15	24	28	22	31	52	23	258	640	122	48	33	29	67	134	1524
	100+	5				15			27	100	25				23		196
Total		20	46	47	33	52	87	37	460	1126	253	96	67	55	103	240	2722
Primorsky Territory	5-19	17	7	7	9	3	9	7	105	416	276	60		16	44	148	1124
	20-99		13	21	13	18	16	13	224	741	432	76		22	72	262	1921
	100+	26								142		49					217
Total		43	20	28	21	21	25	19	329	1299	708	136	49	38	116	410	3262

Republic of Bashkortostan	5-19		9	12	6	12	24	8	119	233	81	18	10	11	40	59	642
	20-99	10	11	43	18	19	33	27	185	406	155	25	21	18	70	94	1135
	100+	11					14	12	48	84	18				25		212
Total		21	21	55	24	31	70	47	352	723	253	43	32	30	135	153	1989
Republic of Mordovia	5-19	2		3	2		2	2	14	35	20	4	2		6	10	100
	20-99	5	7	5	5		3	6	38	68	38	5	4	4	10	28	226
	100+	5		2			3	3	9	16	4			4	4		50
Total		12	7	8	9	0	8	10	61	119	62	9	6	4	20	42	377
Republic of Sakha (Yakutia)	5-19			1	2				24	15	23	4		1	3		73
	20-99	2	4		3		1	1	44	29	50	10	5	2	3	23	178
	100+	3	2		1					5	6		1			7	25
Total		5	6	1	6	0	1	1	69	49	78	15	6	3	6	30	276
Republic of Tatarstan	5-19		11	22	7	17	15	13	117	230	103	49	27	13	34	109	767
	20-99	13	11	45	18	35	24	20	236	317	130	54	23	27	68	130	1150
	100+	15		19	9		13	9	55	62	24				19	66	293
Total		28	23	86	34	51	52	43	408	609	257	103	49	40	121	305	2210
Rostov Region	5-19	12	14	22	8	22	32	13	118	335	284	90	30	16	36	95	1128
	20-99	39	21	49	23	40	44	30	246	669	295	56	36	20	87	203	1860
	100+	12							30	145	27				25		240
Total		64	35	71	32	62	76	44	395	1150	607	146	66	36	148	298	3229
Saint Petersburg	5-19		36	28	13	43	44	33	235	697	163	21	91		104	152	1661
	20-99	41	67	85	26	95	111	99	526	1298	245	42	147	91	209	241	3323
	100+	37		33	17		41	36	110	294					94		662
Total		77	103	145	57	138	196	168	871	2289	409	63	237	91	406	393	5645
Samara Region	5-19	15	18	31	11	38	29	18	180	471	271	52	57	30	71	209	1500
	20-99	18	14	38	14	35	37	32	283	612	302	45	41	24	82	248	1825
	100+	7						8	33	85					31	58	223
Total		40	32	69	24	72	65	58	496	1168	574	97	98	54	184	515	3548
Smolensk Region	5-19		6	4		3		2		102	60		6	3	12	42	241
	20-99	9		11	9	11	6	8	42	178			14		23	77	386
	100+		8				5	7		33							53
Total		9	14	15	9	14	10	17	42	313	60	0	19	3	35	120	680
Stavropol Territory	5-19	5			4	5	4		26	91	95	29	3	4	11	25	300
	20-99	12		13	6	6	9	9	58	179	113	36	9	6	18	51	524
	100+	6	1						11	36	11						66
Total		23	1	13	10	11	13	9	96	306	219	64	12	10	30	75	891
Sverdlovsk Region	5-19	5	12	15		18	21	10	97	365	86	31	23	17		73	774
	20-99	17	17	26	22	33	42	31	166	575	146				55	111	1241
	100+	8		8	11	11	17	13	43	135	20			20	28		314
Total		29	30	48	34	61	80	55	305	1075	252	31	23	17	75	213	2329
Tomsk Region	5-19	5	9	6	4	8	7	5	49	160	88	16	7	7	14	42	424

	20-99	13	12	16	5	13	11	6	88	212	107	19	8	7	17	64	600
	100+	4			2			4	14	25							49
	Total	22	21	22	11	21	18	15	150	397	195	35	15	14	32	105	1073
Tver Region	5-19	2	3	4	3	3	5	3	24	60	38	8	4	2	7	17	183
	20-99	6	5	6		5	6	5	37	77	53	10	5	6	21	30	273
	100+			3			3	3	6	16							32
	Total	8	8	13	3	7	14	11	67	154	91	18	9	8	29	47	488
Ulyanovsk Region	5-19			5		6	6	3	24	64		15	8	1	12	30	175
	20-99	5	8	7	4	9	12	9	51	106	53	9	5	3	25	41	348
	100+	3					4	2		14					10	9	42
	Total	8	8	12	4	15	22	14	75	184	53	24	14	4	46	80	564
Volgograd Region	5-19	11	10	17	6	13	16	11	106	297	173	58	21	9	23	85	856
	20-99	34	7	44	18	23	38	18	198	443	196	48	24	13	52	122	1278
	100+	16		8	7				29	48					19		127
	Total	62	17	69	31	36	54	29	332	788	368	106	45	22	95	207	2261
Voronezh Region	5-19	8	9	12	9	15	19	19	103	366	112	31	24	13	32	71	842
	20-99	29	17	25	15	21	47	25	190	666	167	34	27	15	60	118	1456
	100+	17	5	4	6			4	22	101					14		173
	Total	53	31	41	30	36	66	48	315	1133	278	65	51	28	107	189	2471
Yaroslavl Region	5-19	3	5	5	3	11	15	8	88	174	60	32	8	6	19	64	501
	20-99	7	12	9	4	14	19	8	118	234	62	14	12	8	25	83	629
	100+			5				3		32					10	11	60
	Total	10	17	20	8	25	34	19	206	440	122	46	19	14	54	158	1190
Grand Total		1308	1184	1878	873	1415	2070	1466	12767	35087	10599	2475	1781	1724	4422	7866	86915

Weak Universe Estimates

Region Name	Employees	15	20 and 36	24 and 25	26	28	29	31 and 33	45	51	52	55	63	72	OM	OS	Grand Total
Belgorod Region	5-19		12	14	22	25	26	8	148	374	143	25	26	10	23	88	943
	20-99	23	11	26	30	28	35	19	203	548	168	29	37	21	47	116	1344
	100+	21		6		6			37	54					12		137
	Total	44	23	47	51	60	61	27	389	976	311	55	63	31	82	204	2424
Chelyabinsk Region	5-19		16		22		39		179	544	264	80	41	13	45	147	1390
	20-99	26	22	43	27		68	27	303	814	252	71	41	26	74	204	1997
	100+	16				13			58	142							230
	Total	42	38	43	48	13	107	27	541	1500	515	151	82	39	119	351	3617
Irkutsk Region	5-19		23	15	11	13	15	5	175	417	261	47	33	12	30	108	1164
	20-99	15	21	20	14	14	32	5	242	563	225	40		16	31	126	1365
	100+			7				3	38	93	24				7		172

	Total	15	44	42	25	27	47	14	455	1073	510	87	33	27	68	234	2701
Kaliningrad Region	5-19					2	3	3	27	49	34	24		3	7	32	184
	20-99	14	7	6	6		7	5	47	104	59	15	24	5	19	50	369
	100+	18		2	1	3	6	2	11	37	13				15		108
Total		32	7	8	8	5	16	10	86	190	106	39	24	8	41	81	660
Kaluga Region	5-19			11		10	10	4	51	87	57	14	9	9	19	22	303
	20-99	14	8	22	10	24	14	16	94	143	133	18	14	7	47	44	610
	100+	10	5	5	6	5	9	8	14	24					18		103
Total		24	13	38	15	38	34	28	160	254	190	33	22	16	85	67	1016
Kemerovo Region	5-19		11	11	7	13	19	7	96	291	171	33		3	17	88	767
	20-99		10	17		19	35	13	179	385	234	43	25		26	137	1122
	100+			7	6		12		25	63					9		123
Total		0	20	34	13	32	66	20	300	739	406	76	25	3	53	226	2012
Khabarovsk Territory	5-19		4	3	3	3		3	78	173	117		20	7	12	43	467
	20-99	16	7	13	9	9	18		172	342	232	52	26	7	24	92	1021
	100+	16		3	4		5		37	68	32					21	186
Total		32	11	19	17	13	23	3	288	583	380	52	47	14	36	157	1674
Kirov Region	5-19	9	24	10		13	10		55	395	106	66	12	9	26	55	790
	20-99	13	21	15	6	7	13		48	369	150	32	8	8	15	67	772
	100+	6									19						25
Total		28	45	25	6	20	23	0	103	765	275	98	20	17	41	122	1587
Krasnodar Territory	5-19	18	19	17	15	16	22	16	200	377	356	134	27	12	33	88	1351
	20-99	36	37	38	33	37	52	34	400	737	494	138	55	10	63	158	2321
	100+	21							94	179	39						332
Total		76	56	55	49	53	74	51	694	1292	889	272	81	22	96	246	4004
Krasnoyarsk Territory	5-19	9	22	18	6	32	21		174	424	236	38	40	16	34	105	1174
	20-99	19	13	19	12	33		19	257	489	241	43	40	12	49	165	1413
	100+				8				39	91	25						164
Total		29	35	37	26	65	21	19	470	1005	503	81	80	28	83	269	2751
Kursk Region	5-19		4	4		4	10	7	44	161	70	16	9	6	16	35	385
	20-99	13		14	6	8	19	8	84	234	46	8	11	5	29	49	535
	100+	12			4	3			14	46						20	100
Total		26	4	18	10	15	28	15	141	442	116	24	20	11	45	104	1020
Leningrad Region	5-19	2			2	4	2		21	22	35	9		2			99
	20-99	5	7	6	7	11	9	5	61	37	60	7	9	6	12	31	272
	100+	3	2	4	3	3	2	2	22	17	9				10		77
Total		10	9	10	11	18	13	7	104	76	104	16	9	8	22	31	449
Lipetsk Region	5-19		4	2	3	2	7		30	82	54	13			7	25	230
	20-99	12		5	7	8	8	8	82	168	60	8	11	5	17	43	439
	100+	12		3	5		9	2	24	33					5	15	107
Total		23	4	11	15	10	24	9	136	283	114	21	11	5	29	83	777

Moscow City	5-19	78	150	162	69	150	246	174	1985	6435	761	168	500	502	799	896	13075
	20-99	191	314	410	130	244	520	399	3925	11153	1396	314		789	1464	1514	22764
	100+	104	52	102	46	38		91	677	2110		83				331	3633
Total		373	517	675	245	432	766	664	6587	19698	2157	566	500	1290	2263	2741	39473
Moscow Region	5-19		25	26		32	19	12	168	335	213	49	66	28	51	132	1154
	20-99	47	49	74	43	56	70	30	371	656	469	56	72	33	77	232	2337
	100+	22	11	25		8	19	15	65	146							310
Total		70	85	125	43	95	107	57	604	1137	682	105	138	60	128	364	3802
Murmansk Region	5-19	8	4				3		27	80	59	16	5	2	9		214
	20-99	20		2		3	4		41	143	98	25	9		31	41	417
	100+	7				3			12	26		10			8		66
Total		36	4	2	0	5	7	0	81	249	157	41	24	2	48	41	697
Nizhni Novgorod Region	5-19		21	21	9	29	27	13	223	508	223	115	50	19	49	138	1444
	20-99	16	27	49	22	40	40	16	371	711	218	51	42	21	71	165	1861
	100+	9		17						90						39	156
Total		26	48	86	31	70	67	28	594	1310	441	166	92	41	120	342	3461
Novosibirsk Region	5-19	37	44	52	24	60	65	34	372	1360	493	100	117	36	126	277	3197
	20-99	81	33	76	41	66	61	74	500	1549	552	54	95	42	137	276	3639
	100+	35		19	13				75	271	71						484
Total		153	77	147	78	126	126	108	947	3180	1117	154	212	78	263	553	7320
Omsk Region	5-19	10	9	25	16	12	27	13	210	554	198	48	54	9	32	108	1326
	20-99	35	11	40	22	27	26	12	304	609	188	60	42	12	44	136	1567
	100+	14							33	68	21						135
Total		59	20	66	39	39	54	25	546	1230	407	108	95	21	76	244	3028
Perm Territory	5-19		27	22	13	27	24	15	247	525	147	63	47	29	41	103	1331
	20-99	16	26	29	25	35	55	24	327	784	152	55	40	28	68	151	1815
	100+	6					15		34	120	30					26	231
Total		22	53	51	38	62	94	38	608	1430	329	118	87	58	109	280	3376
Primorsky Territory	5-19	18	7	6	10	4	10	7	129	494	332	67		16	43	162	1306
	20-99		13	19	12	17	15	11	247	790	468	76		19	63	257	2008
	100+	25								148			51				223
Total		43	20	25	22	21	24	18	377	1431	801	144	51	35	107	419	3537
Republic of Bashkortostan	5-19		12	14	7	15	28	9	169	321	113	24	14	13	46	75	859
	20-99	12	12	44	21	22	35	27	237	502	194	30	26	18	71	107	1360
	100+	12					14	12	61	101	22				25		247
Total		23	24	59	28	37	78	48	467	925	329	53	40	31	142	182	2466
Republic of Mordovia	5-19	4		5	3		3	2	28	66	38	6	3		9	17	184
	20-99	8	11	7	7		4	8	67	115	65	8	7	6	14	43	370
	100+	8		3			4	4	15	26	6				6	6	79
Total		19	11	11	13	0	12	14	110	207	109	15	10	6	29	66	633
Republic of	5-19			1	4				57	35	52	9		2	5		166

Sakha (Yakutia)	20-99	4	8		5		2	1	95	60	104	20	10	3	6	43	360
	100+	4	3		2					10	11		3			13	46
Total		8	10	1	11	0	2	1	152	105	167	30	13	5	11	56	573
Republic of Tatarstan	5-19		12	22	7	18	15	13	142	269	122	55	31	13	33	117	870
	20-99	12	11	40	18	34	21	17	257	334	139	54	24	23	59	126	1168
	100+	14		16	9		12	8	59	64	25				17	63	285
Total		26	23	77	33	52	48	38	458	667	286	108	55	36	109	306	2323
Rostov Region	5-19	14	16	23	10	26	35	14	154	423	365	108	38	17	37	110	1389
	20-99	40	21	47	24	42	43	28	290	759	340	60	41	18	82	212	2047
	100+	13							35	161	31				23		262
Total		67	37	69	34	68	78	42	479	1343	735	168	79	35	142	322	3698
Saint Petersburg	5-19		69	50	26	86	81	58	520	1491	355	43	193		183	300	3456
	20-99	71	114	136	46	168	184	156	1048	2493	479	77	281	142	332	426	6154
	100+	62		51	30		67	56	214	551					146		1176
Total		133	183	237	101	254	332	269	1783	4535	834	119	474	142	661	726	10785
Samara Region	5-19	22	25	41	15	56	40	23	298	751	440	79	90	39	93	307	2319
	20-99	23	18	46	18	46	45	38	420	877	440	61	58	28	98	327	2542
	100+	9						9	48	119					36	75	297
Total		54	43	87	34	102	85	71	766	1746	879	139	149	67	227	709	5158
Smolensk Region	5-19		8	5		5		2		153	92		9	4	15	58	351
	20-99	11		12	11	14	7	9	58	239			18		25	96	500
	100+		9				5	8		44							66
Total		11	17	17	11	18	12	19	58	437	92	0	27	4	40	154	917
Stavropol Territory	5-19	9			7	9	7		55	185	195	55	7	6	19	46	599
	20-99	19		20	10	10	14	13	111	326	209	62	17	9	28	85	933
	100+	10	2						21	65	21						118
Total		38	2	20	17	19	21	13	186	575	425	117	23	16	47	131	1651
Sverdlovsk Region	5-19	10	24	27		36	41	19	222	809	193	66	52	31		149	1680
	20-99	31	31	43	41	60	71	51	342	1146	296				91	204	2406
	100+	13		12	20	20	28	21	87	262	39				33	51	587
Total		54	55	82	61	116	140	91	651	2217	529	66	52	31	123	405	4672
Tomsk Region	5-19	11	21	12	8	19	15	10	131	413	230	39	18	14	30	99	1071
	20-99	27	26	32	12	29	22	12	212	492	252	41	19	13	34	136	1357
	100+	8			5			8	32	56							108
Total		46	46	44	24	48	37	30	374	961	482	80	37	27	64	235	2537
Tver Region	5-19	5	8	9	8	7	11	4	71	173	111	21	12	5	18	46	509
	20-99	14	11	13		11	14	11	100	200	139	25	12	13	46	71	679
	100+			7			7	7	15	41							76
Total		19	19	29	8	18	32	22	185	414	251	46	23	18	63	116	1265
Ulyanovsk Region	5-19			11		16	14	7	68	174		38	23	3	26	74	453
	20-99	10	17	15	9	20	25	18	129	257	131	22	13	6	51	92	814

	100+	7					7	3		34					19	21	91
	Total	17	17	26	9	36	47	29	196	465	131	60	36	9	96	186	1358
Volgograd Region	5-19	17	15	23	9	20	23	15	181	492	290	92	35	12	32	129	1384
	20-99	46	10	55	24	32	48	21	304	657	295	67	35	16	64	167	1844
	100+	21		10	9				43	69					22		175
	Total	85	24	88	43	52	72	36	528	1218	586	159	70	28	119	296	3404
Voronezh Region	5-19	13	14	19	15	25	31	29	197	678	211	54	44	20	49	120	1519
	20-99	43	26	34	22	33	67	34	327	1107	281	54	45	20	83	181	2357
	100+	25	7	6	9			6	37	164					19		272
	Total	81	47	59	46	58	98	69	562	1948	492	108	89	40	151	301	4148
Yaroslavl Region	5-19	4	8	8	5	18	23	12	159	304	106	52	13	8	27	103	851
	20-99	10	17	12	6	20	26	10	192	367	99	21	18	10	32	120	960
	100+			6				3		49					12	15	86
	Total	14	25	27	11	38	48	25	351	720	206	73	32	18	72	238	1897
Grand Total		1861	1718	2497	1275	2133	2922	1982	21514	57325	17044	3747	2926	2327	6008	11590	136870

Appendix E

Original Sample Design, Russia:

Region Name	Employees	15	20 and 36	24 and 25	26	28	29	31 and 33	45	51	52	55	63	72	OM	OS	Grand Total
Belgorod Region	5-19	0	4	3	1	2	1	2	5	18	1	1	1	1	2	2	44
	20-99	2	3	5	2	2	3	5	6	23	1	2	2	2	3	5	66
	100+	1	0	1	0	1	0	0	1	5	0	0	0	0	1	0	10
Total		3	7	9	3	5	4	7	12	46	2	3	3	3	6	7	120
Chelyabinsk Region	5-19	0	2	1	1	1	1	1	3	10	4	1	1	1	2	2	31
	20-99	1	2	3	1	1	1	2	5	14	4	1	1	1	2	3	42
	100+	1	0	0	0	1	0	1	1	2	0	0	0	0	0	0	6
Total		2	4	4	2	3	2	4	9	26	8	2	2	2	4	5	79
Irkutsk Region	5-19	1	3	3	1	2	1	3	4	15	8	2	1	2	3	4	53
	20-99	2	3	3	2	2	2	3	5	19	6	2	2	2	3	3	59
	100+	0	0	1	0	0	0	1	1	3	1	0	0	0	1	0	8
Total		3	6	7	3	4	3	7	10	37	15	4	3	4	7	7	120
Kaliningrad Region	5-19	0	1	2	0	1	1	1	5	12	3	2	1	1	1	2	33
	20-99	2	3	3	3	1	2	3	7	23	4	1	2	2	5	4	65
	100+	2	0	1	1	1	1	1	2	8	1	0	1	0	2	1	22
Total		4	4	6	4	3	4	5	14	43	8	3	4	3	8	7	120
Kaluga Region	5-19	0	1	2	0	1	1	2	3	20	1	1	1	2	2	2	39
	20-99	1	4	4	2	2	1	5	5	25	2	2	2	1	4	3	63
	100+	1	2	2	1	1	1	2	1	5	0	0	0	0	1	1	18
Total		2	7	8	3	4	3	9	9	50	3	3	3	3	7	6	120
Kemerovo Region	5-19	1	3	3	1	1	1	2	3	15	6	2	2	1	2	2	45
	20-99	2	4	3	2	2	2	4	6	18	8	2	2	2	4	4	65
	100+	0	0	1	1	0	1	1	1	3	1	0	0	0	1	0	10
Total		3	7	7	4	3	4	7	10	36	15	4	4	3	7	6	120
Khabarovsk Territory	5-19	0	2	2	1	1	1	2	3	12	5	2	1	2	2	2	38
	20-99	2	3	5	2	3	2	1	6	22	9	2	2	2	4	4	69
	100+	2	0	1	1	0	1	0	1	4	1	0	0	0	1	1	13
Total		4	5	8	4	4	4	3	10	38	15	4	3	4	7	7	120
Kirov Region	5-19	1	3	2	2	2	2	1	7	20	5	2	2	2	5	4	60
	20-99	2	2	3	2	1	2	2	5	18	6	1	1	2	2	5	54
	100+	1	1	1	0	0	0	0	0	2	1	0	0	0	0	0	6
Total		4	6	6	4	3	4	3	12	40	12	3	3	4	7	9	120
Krasnodar Territory	5-19	1	2	2	1	1	1	2	2	7	6	1	1	1	2	2	32
	20-99	1	3	3	1	2	2	4	4	14	7	1	1	1	3	2	49
	100+	1	0	1	0	0	0	0	1	3	1	0	0	0	0	0	7
Total		3	5	6	2	3	3	6	7	24	14	2	2	2	5	4	88
Krasnoyarsk	5-19	1	4	2	1	1	1	2	3	12	6	1	1	1	2	2	40

Territory	20-99	1	2	2	1	1	1	4	4	13	5	1	1	1	2	3	42
	100+	1	0	0	1	0	0	0	1	2	1	0	0	0	0	0	6
Total		3	6	4	3	2	2	6	8	27	12	2	2	2	4	5	88
Kursk Region	5-19	0	2	1	1	1	1	2	3	12	1	2	1	1	2	3	33
	20-99	1	3	4	1	1	1	3	5	16	1	1	1	1	2	2	43
	100+	1	0	1	1	1	1	0	1	4	0	0	0	0	0	1	11
Total		2	5	6	3	3	3	5	9	32	2	3	2	2	4	6	87
Leningrad Region	5-19	1	1	1	1	1	1	0	3	13	3	2	1	1	0	1	30
	20-99	2	4	4	2	2	2	4	8	20	4	2	2	3	4	4	67
	100+	1	1	2	1	1	1	1	3	9	1	0	0	0	2	0	23
Total		4	6	7	4	4	4	5	14	42	8	4	3	4	6	5	120
Lipetsk Region	5-19	0	2	1	1	1	1	2	3	17	1	2	2	1	1	2	37
	20-99	1	0	2	2	2	1	4	6	30	2	1	2	3	5	4	65
	100+	2	0	2	1	1	1	1	2	6	0	0	0	0	1	1	18
Total		3	2	5	4	4	3	7	11	53	3	3	4	4	7	7	120
Moscow City	5-19	1	4	4	1	1	1	5	3	10	1	1	1	1	2	2	38
	20-99	2	7	5	2	2	2	8	5	15	2	2	2	2	4	4	64
	100+	1	3	2	1	1	0	3	1	3	0	1	0	0	2	1	19
Total		4	14	11	4	4	3	16	9	28	3	4	3	3	8	7	121
Moscow Region	5-19	0	4	2	1	1	1	3	3	13	1	1	1	2	4	3	40
	20-99	1	5	5	1	2	2	5	6	19	2	2	2	2	2	4	60
	100+	1	2	3	1	1	1	4	1	6	0	0	0	0	0	0	20
Total		2	11	10	3	4	4	12	10	38	3	3	3	4	6	7	120
Murmansk Region	5-19	1	2	0	0	0	2	0	6	17	3	2	1	1	2	2	39
	20-99	2	0	1	1	1	2	0	8	28	5	2	2	3	6	5	66
	100+	1	0	0	0	1	0	0	2	5	1	0	2	0	2	1	15
Total		4	2	1	1	2	4	0	16	50	9	4	5	4	10	8	120
Nizhni Novgorod Region	5-19	0	2	1	1	1	1	2	3	11	4	2	1	1	2	3	35
	20-99	1	2	2	1	1	1	2	5	15	4	1	1	1	2	3	42
	100+	1	0	1	0	0	0	0	0	2	0	0	0	0	0	1	5
Total		2	4	4	2	2	2	4	8	28	8	3	2	2	4	7	82
Novosibirsk Region	5-19	1	4	2	1	2	2	2	4	17	7	2	2	2	3	3	54
	20-99	2	3	4	2	2	1	4	5	17	7	1	1	2	3	4	58
	100+	1	0	1	1	0	0	0	1	3	1	0	0	0	0	0	8
Total		4	7	7	4	4	3	6	10	37	15	3	3	4	6	7	120
Omsk Region	5-19	1	3	2	1	1	2	4	4	17	8	2	2	2	3	3	55
	20-99	2	3	4	2	2	1	4	5	17	7	2	1	2	4	4	60
	100+	1	0	0	0	0	0	0	1	2	1	0	0	0	0	0	5
Total		4	6	6	3	3	3	8	10	36	16	4	3	4	7	7	120
Perm Territory	5-19	0	4	3	1	1	1	2	5	15	5	2	2	2	2	3	48
	20-99	2	4	3	2	2	2	3	6	21	5	2	1	2	4	5	64

	100+	1	0	0	0	0	1	0	1	3	1	0	0	0	0	1	8
	Total	3	8	6	3	3	4	5	12	39	11	4	3	4	6	9	120
Primorsky Territory	5-19	1	3	1	1	1	1	2	3	13	6	2	1	1	3	3	42
	20-99	2	5	4	2	3	2	4	6	20	8	2	2	2	4	3	69
	100+	1	0	0	0	0	0	1	1	4	0	0	1	0	1	0	9
	Total	4	8	5	3	4	3	7	10	37	14	4	4	3	8	6	120
Republic of Bashkortostan	5-19	1	2	2	1	1	1	1	4	12	4	1	1	1	2	3	37
	20-99	1	2	5	2	1	1	4	5	18	6	1	2	2	3	4	57
	100+	1	0	0	0	0	1	2	1	4	1	0	0	0	1	1	12
	Total	3	4	7	3	2	3	7	10	34	11	2	3	3	6	8	106
Republic of Mordovia	5-19	1	0	2	1	0	1	1	3	14	4	2	1	0	3	3	36
	20-99	1	6	2	2	1	1	3	8	23	6	2	3	3	3	6	70
	100+	1	0	0	1	0	1	1	2	5	1	0	0	0	1	1	14
	Total	3	6	4	4	1	3	5	13	42	11	4	4	3	7	10	120
Republic of Sakha (Yakutia)	5-19	1	0	1	2	0	0	0	4	15	6	1	1	1	4	2	38
	20-99	2	4	0	2	1	1	1	7	24	11	3	3	2	4	4	69
	100+	2	2	0	0	0	0	0	1	4	1	0	1	0	0	2	13
	Total	5	6	1	4	1	1	1	12	43	18	4	5	3	8	8	120
Republic of Tatarstan	5-19	0	4	2	1	1	1	2	4	16	5	2	2	1	2	3	46
	20-99	1	3	4	2	2	1	3	7	18	5	2	1	2	4	4	59
	100+	2	0	2	1	0	1	1	1	3	1	0	0	0	1	2	15
	Total	3	7	8	4	3	3	6	12	37	11	4	3	3	7	9	120
Rostov Region	5-19	1	3	2	1	1	2	2	3	11	10	2	2	2	2	2	46
	20-99	2	4	4	2	2	2	4	6	19	8	1	2	2	4	4	66
	100+	1	0	0	0	0	0	0	1	4	1	0	0	0	1	0	8
	Total	4	7	6	3	3	4	6	10	34	19	3	4	4	7	6	120
Saint Petersburg	5-19	1	2	2	1	1	1	2	4	14	3	1	1	1	2	2	38
	20-99	2	4	4	2	2	2	4	7	21	4	2	2	2	4	4	66
	100+	1	0	1	1	0	1	2	1	5	1	1	0	0	1	1	16
	Total	4	6	7	4	3	4	8	12	40	8	4	3	3	7	7	120
Samara Region	5-19	1	4	3	1	2	1	2	5	17	6	2	2	2	3	4	55
	20-99	1	3	3	2	2	2	4	7	19	5	1	1	1	3	3	57
	100+	1	0	0	0	0	0	1	1	3	0	0	0	0	1	1	8
	Total	3	7	6	3	4	3	7	13	39	11	3	3	3	7	8	120
Smolensk Region	5-19	0	3	1	0	1	1	1	1	7	1	1	1	1	2	2	23
	20-99	1	3	4	1	1	1	4	3	11	1	0	1	1	2	3	37
	100+	0	3	0	0	0	1	2	1	2	0	0	0	0	0	0	9
	Total	1	9	5	1	2	3	7	5	20	2	1	2	2	4	5	69
Stavropol Territory	5-19	1	1	2	1	2	1	1	3	11	9	2	1	2	3	2	42
	20-99	2	2	5	2	2	2	5	6	19	9	2	2	2	4	4	68
	100+	1	1	1	1	0	0	0	1	4	1	0	0	0	0	0	10

	Total	4	4	8	4	4	3	6	10	34	19	4	3	4	7	6	120
Sverdlovsk Region	5-19	1	2	2	0	1	1	2	4	14	4	1	1	2	2	3	40
	20-99	2	4	4	2	2	2	4	6	19	6	2	1	2	4	4	64
	100+	1	0	1	1	1	1	2	1	4	1	0	0	0	1	2	16
	Total	4	6	7	3	4	4	8	11	37	11	3	2	4	7	9	120
Tomsk Region	5-19	1	3	2	1	1	1	2	4	16	7	2	2	2	3	3	50
	20-99	2	4	4	2	2	2	3	5	18	7	2	2	2	4	4	63
	100+	1	0	1	1	0	0	1	1	2	0	0	0	0	0	0	7
	Total	4	7	7	4	3	3	6	10	36	14	4	4	4	7	7	120
Tver Region	5-19	1	3	3	1	1	1	2	4	21	1	2	2	1	2	3	48
	20-99	1	5	4	1	3	1	3	5	22	2	2	3	2	3	4	61
	100+	0	0	2	0	0	1	2	1	5	0	0	0	0	0	0	11
	Total	2	8	9	2	4	3	7	10	48	3	4	5	3	5	7	120
Ulyanovsk Region	5-19	1	3	3	1	1	1	2	4	15	4	2	2	1	2	3	45
	20-99	2	3	3	1	2	2	4	7	21	6	1	1	2	4	4	63
	100+	1	0	0	1	0	1	1	1	3	1	0	0	0	1	2	12
	Total	4	6	6	3	3	4	7	12	39	11	3	3	3	7	9	120
Volgograd Region	5-19	1	4	2	1	1	1	3	4	14	9	2	2	1	2	3	50
	20-99	2	2	4	2	2	2	4	6	17	9	1	2	2	4	4	63
	100+	1	0	1	1	0	0	0	1	2	0	0	0	0	1	0	7
	Total	4	6	7	4	3	3	7	11	33	18	3	4	3	7	7	120
Voronezh Region	5-19	1	5	3	1	2	2	5	4	12	1	1	2	2	2	2	45
	20-99	1	5	5	2	3	2	6	6	17	2	1	2	1	4	4	61
	100+	1	2	2	1	0	0	2	1	4	0	0	0	0	1	0	14
	Total	3	12	10	4	5	4	13	11	33	3	2	4	3	7	6	120
Yaroslavl Region	5-19	1	4	3	2	2	1	4	5	18	1	2	2	2	3	2	52
	20-99	1	5	3	2	2	2	2	6	21	1	1	2	2	2	5	57
	100+	0	0	3	0	0	0	1	0	5	0	0	0	0	1	1	11
	Total	2	9	9	4	4	3	7	11	44	2	3	4	4	6	8	120
Grand Total		120	240	240	120	120	120	240	393	1380	368	120	120	120	240	259	4200

Completed Interviews, Russia:

Region Name	Employees	15	20 and 36	24 and 25	26	28	29	31 and 33	45	51	52	55	63	72	OM	OS	Grand Total
Belgorod Region	5-19		4	3	1	2	1	2	5	18	1	1	1	1	2	2	44
	20-99	2	3	5	2	2	3	5	6	23	1	2	2	2	3	5	66
	100+	1		1		1			1	5					1		10
	Total	3	7	9	3	5	4	7	12	46	2	3	3	3	6	7	120
Chelyabinsk Region	5-19		3		1		1		4	7	5	1	1	1	2	1	27
	20-99	1	1	5	1		1	2	5	18	3	1	2	2	2	3	47

	100+	1				1			1	2							5
	Total	2	4	5	2	1	2	2	10	27	8	2	3	3	4	4	79
Irkutsk Region	5-19		5	4	1	1	1	2	3	23	4	1	1	1	5	3	55
	20-99	2	3	7	5	1	4	4	9	15	5	2		2	2	4	65
	100+			1				1	4	3	1				1		11
	Total	2	8	12	6	2	5	7	16	41	10	3	1	3	8	7	131
Kaliningrad Region	5-19					1	1	2	6	6	4	2		1	3	1	27
	20-99	2	2	1	2		6	2	6	31	7	1	4	2	3	6	75
	100+	2		1	1	2	1	1	3	6	1				2		20
	Total	4	2	2	3	3	8	5	15	43	12	3	4	3	8	7	122
Kaluga Region	5-19			2		2	1	2	6	15	1	1	1	2	2	4	39
	20-99	1	3	4	3	2	1	3	6	22	4	3	2	1	4	4	63
	100+	1	1	3	2	1	2	3	1	3					2		19
	Total	2	4	9	5	5	4	8	13	40	5	4	3	3	8	8	121
Kemerovo Region	5-19		2	1	1	1	3	2	4	10	6	4		1	1	1	37
	20-99		1	6		3	3	3	10	29	8	3	1		6	1	74
	100+			1	2		2		3	4					1		13
	Total	0	3	8	3	4	8	5	17	43	14	7	1	1	8	2	124
Khabarovsk Territory	5-19		3	2	1	1		1	3	10	2		1	2	2	1	29
	20-99	2	2	5	2	4	4		6	24	12	4	3	2	6	5	81
	100+	2		1	1		1		1	4	1					1	12
	Total	4	5	8	4	5	5	1	10	38	15	4	4	4	8	7	122
Kirov Region	5-19	1	4	1		3	2		6	45	7	2	2	1	2	2	78
	20-99	2	5	2	1	1	1		1	19	6	1	1	2	3	8	53
	100+	1									2						3
	Total	4	9	3	1	4	3	0	7	64	15	3	3	3	5	10	134
Krasnodar Territory	5-19	1	2	1	1	1	1	2	2	6	5	1	1	1	2	2	29
	20-99	1	2	5	1	2	3	4	4	15	8	1	1	1	3	2	53
	100+	1							1	3	1						6
	Total	3	4	6	2	3	4	6	7	24	14	2	2	2	5	4	88
Krasnoyarsk Territory	5-19	2	4	2	1	1	2		3	12	6	2	1	1	2	2	41
	20-99	1	2	2	1	1		5	5	13	5	1	1	1	2	3	43
	100+				1				1	2	1						5
	Total	3	6	4	3	2	2	5	9	27	12	3	2	2	4	5	89
Kursk Region	5-19		1	3		1	1	2	3	9	1	2	1	1	2	4	31
	20-99	1		5	2	4	2	2	5	17	1	1	1	1	1	2	45
	100+	2			1	1			1	5						1	11
	Total	3	1	8	3	6	3	4	9	31	2	3	2	2	3	7	87
Leningrad Region	5-19	1			1	1	1		3	3	4	2		1			17
	20-99	1	4	3	2	4	2	5	8	22	6	5	4	3	4	6	79
	100+	2	2	2	1	1	1	1	2	8	2						24

	Total	4	6	5	4	6	4	6	13	33	12	7	4	4	6	6	120
Lipetsk Region	5-19		1	2	1	1	1		3	10	1	1			1	1	23
	20-99	2		4	2	2	2	4	6	34	3	2	4	4	4	4	77
	100+	4		1	1		1	1	2	8					2	1	21
	Total	6	1	7	4	3	4	5	11	52	4	3	4	4	7	6	121
Moscow City	5-19	1	2	7	1	1	1	5	1	7	1	1	1	1	3	1	34
	20-99	2	8	4	1	4	1	11	1	16	1	2		1	6	4	62
	100+	2	4	5	1	1		5	1	3		2				1	25
	Total	5	14	16	3	6	2	21	3	26	2	5	1	2	9	6	121
Moscow Region	5-19		3	3		1	1	3	4	8	1	3	2	2	3	5	39
	20-99	1	3	6	2	1	3	5	5	21	5	4	1	2	2	5	66
	100+	1	2	2		1	1	3	1	6							17
	Total	2	8	11	2	3	5	11	10	35	6	7	3	4	5	10	122
Murmansk Region	5-19	1	3				2		6	15	10	5	1	1	1		45
	20-99	6		1		1	4		5	24	8	7	2		4	4	66
	100+	1				1			2	1			2		2		9
	Total	8	3	1	0	2	6	0	13	40	18	12	5	1	7	4	120
Nizhni Novgorod Region	5-19		2	1	1	1	1	1	2	11	4	2	1	1	2	3	33
	20-99	1	2	2	1	1	1	3	6	14	5	1	1	1	2	2	43
	100+	1		1						3						1	6
	Total	2	4	4	2	2	2	4	8	28	9	3	2	2	4	6	82
Novosibirsk Region	5-19	1	4	2	1	2	2	2	4	18	7	2	2	2	2	3	54
	20-99	2	4	4	2	2	1	4	6	17	8	1	1	2	3	4	61
	100+	1		1	1				1	3	1						8
	Total	4	8	7	4	4	3	6	11	38	16	3	3	4	5	7	123
Omsk Region	5-19	1	1	2	1	1	2	5	4	12	7	5	2	1	4	2	50
	20-99	2	4	4	2	2	2	3	5	18	7	2	1	3	4	5	64
	100+	1							1	3	1						6
	Total	4	5	6	3	3	4	8	10	33	15	7	3	4	8	7	120
Perm Territory	5-19		6	3	1	1	1	1	5	15	5	2	2	2	2	3	49
	20-99	2	4	3	2	2	2	2	6	21	5	2	1	2	4	5	63
	100+	1					1		1	3	1					1	8
	Total	3	10	6	3	3	4	3	12	39	11	4	3	4	6	9	120
Primorsky Territory	5-19	1	2	3	2	2	2	3	6	13	3	2		2	4	1	46
	20-99		5	1	2	4	3	5	7	18	4	1		4	4	2	60
	100+	2								8			4				14
	Total	3	7	4	4	6	5	8	13	39	7	3	4	6	8	3	120
Republic of Bashkortostan	5-19		2	2	1	1	1	1	5	13	5	1	1	2	2	4	41
	20-99	3	2	4	2	1	2	4	5	18	4	1	2	2	3	3	56
	100+	1					1	1	1	3	1				1		9
	Total	4	4	6	3	2	4	6	11	34	10	2	3	4	6	7	106

Republic of Mordovia	5-19	1		1	1		1	1	3	16	4	2	1		3	3	37
	20-99	1	5	2	2		2	3	8	26	6	2	1	1	3	6	68
	100+	1			1		2	1	2	5	1				1	1	15
Total		3	5	3	4	0	5	5	13	47	11	4	2	1	7	10	120
Republic of Sakha (Yakutia)	5-19			1	1				3	6	4	1		1	1		18
	20-99	1	4		2		1	1	6	20	12	3	2	2	2	4	60
	100+	3	2		1					4	1		1			2	14
Total		4	6	1	4	0	1	1	9	30	17	4	3	3	3	6	92
Republic of Tatarstan	5-19		4	2	1	1	1	2	4	16	5	2	2	1	2	3	46
	20-99	1	3	4	2	2	1	3	7	18	5	2	1	2	4	5	60
	100+	2		2	1		1	1	1	3	1				1	1	14
Total		3	7	8	4	3	3	6	12	37	11	4	3	3	7	9	120
Rostov Region	5-19	1	3	2	1	1	2	2	3	11	10	2	1	2	2	2	45
	20-99	2	4	4	2	2	2	4	6	18	8	1	3	2	4	5	67
	100+	1							1	4	1				1		8
Total		4	7	6	3	3	4	6	10	33	19	3	4	4	7	7	120
Saint Petersburg	5-19		2	3	1	1	2	2	4	14	1	1	1		2	3	37
	20-99	3	5	4	2	2	1	5	6	21	6	3	3	2	4	5	72
	100+	1		1	1		1	1	1	5				2	2		13
Total		4	7	8	4	3	4	8	11	40	7	4	4	2	8	8	122
Samara Region	5-19	1	4	2	1	2	1	2	4	17	6	2	2	2	3	4	53
	20-99	1	3	3	2	2	2	4	8	19	5	1	1	1	4	3	59
	100+	1						1	1	3					1	1	8
Total		3	7	5	3	4	3	7	13	39	11	3	3	3	8	8	120
Smolensk Region	5-19		2	2		1		1		7	1		1	1	4	2	22
	20-99	2		4	2	2	1	4	1	16			1		3	3	39
	100+		3				1	3		3							10
Total		2	5	6	2	3	2	8	1	26	1	0	2	1	7	5	71
Stavropol Territory	5-19	1			3	4	1		3	12	9	2	1	2	4	2	44
	20-99	2		4	3	3	4	4	6	20	9	2	1	2	5	3	68
	100+	1	1						1	4	1						8
Total		4	1	4	6	7	5	4	10	36	19	4	2	4	9	5	120
Sverdlovsk Region	5-19	2	2	1		1	2	3	4	9	6	1	1	3		3	38
	20-99	4	3	4	1	3	2	10	5	20	4				9	1	66
	100+	1		1	1	1	2	4	1	1	1				2	1	16
Total		7	5	6	2	5	6	17	10	30	11	1	1	3	11	5	120
Tomsk Region	5-19	2	4	2	1	1	1	2	4	15	7	2	1	2	4	3	51
	20-99	4	4	3	2	2	2	2	5	18	7	2	3	2	3	5	64
	100+	2			1			1	1	2							7
Total		8	8	5	4	3	3	5	10	35	14	4	4	4	7	8	122
Tver Region	5-19	1	1	2	1	1	3	3	4	16	1	2	1	1	1	3	41

	20-99	1	4	4		4	2	2	3	23	3	3	2	3	6	5	65
	100+			3			1	1	1	8							14
	Total	2	5	9	1	5	6	6	8	47	4	5	3	4	7	8	120
Ulyanovsk Region	5-19			1		3	1	3	5	12		2	1	1	2	3	34
	20-99	1	2	4	2	3	4	3	10	21	9	2	1	3	5	8	78
	100+	1					1	1		1				2	2	8	
	Total	2	2	5	2	6	6	7	15	34	9	4	2	4	9	13	120
Volgograd Region	5-19	1	4	2	1	1	1	3	4	12	9	3	2	1	1	3	48
	20-99	2	2	4	2	2	2	4	6	18	9	1	2	2	4	4	64
	100+	1		1	1				2	2				1		8	
	Total	4	6	7	4	3	3	7	12	32	18	4	4	3	6	7	120
Voronezh Region	5-19	1	4	3	1	2	2	5	4	12	1	1	2	2	2	2	44
	20-99	1	6	5	2	3	2	6	6	17	2	1	2	1	5	4	63
	100+	1	2	2	1			2	1	4				1		14	
	Total	3	12	10	4	5	4	13	11	33	3	2	4	3	8	6	121
Yaroslavl Region	5-19	1	2	2	1	2	1	3	5	20	1	2	2	2	3	2	49
	20-99	1	7	2	1	2	2	3	6	23	1	1	2	2	2	5	60
	100+			3				1		5				1	1	11	
	Total	2	9	7	2	4	3	7	11	48	2	3	4	4	6	8	120
Grand Total		130	215	237	116	134	149	235	396	1368	376	142	108	114	248	252	4220