

# GLOBAL CHEESE PUFFS AND BALLS MARKET

## Forecast to 2028 – Covid-19 Impact and Global Analysis

---

Coverage: Type (Curls and Puffs, Balls); Category (Vegan, Conventional); Distribution Channel (Supermarkets and Hypermarkets, Convenience Stores, Online Retail, Others), and Geography

---

## TABLE OF CONTENTS

---

### 1. INTRODUCTION

- 1.1. SCOPE OF THE STUDY
- 1.2. THE INSIGHT PARTNERS RESEARCH REPORT GUIDANCE
- 1.3. MARKET SEGMENTATION
  - 1.3.1 Cheese Puffs and Balls Market - By Type
  - 1.3.2 Cheese Puffs and Balls Market - By Category
  - 1.3.3 Cheese Puffs and Balls Market - By Distribution Channel
  - 1.3.4 Cheese Puffs and Balls Market - By Region
    - 1.3.4.1 By Country

### 2. KEY TAKEAWAYS

### 3. RESEARCH METHODOLOGY

### 4. CHEESE PUFFS AND BALLS MARKET LANDSCAPE

- 4.1. OVERVIEW
- 4.2. PORTER'S FIVE FORCES ANALYSIS
  - 4.2.1 Bargaining Power of Buyers
  - 4.2.2 Bargaining Power of Suppliers
  - 4.2.3 Threat to Substitute
  - 4.2.4 Threat to New Entrants
  - 4.2.5 Competitive Rivalry
- 4.3. EXPERT OPINIONS
- 4.4. ECOSYSTEM ANALYSIS

### 5. CHEESE PUFFS AND BALLS MARKET - KEY MARKET DYNAMICS

- 5.1. KEY MARKET DRIVERS
- 5.2. KEY MARKET RESTRAINTS
- 5.3. KEY MARKET OPPORTUNITIES
- 5.4. FUTURE TRENDS
- 5.5. IMPACT ANALYSIS OF DRIVERS AND RESTRAINTS

### 6. CHEESE PUFFS AND BALLS MARKET - GLOBAL MARKET ANALYSIS

- 6.1. CHEESE PUFFS AND BALLS - GLOBAL MARKET OVERVIEW
- 6.2. CHEESE PUFFS AND BALLS - GLOBAL MARKET AND FORECAST TO 2028
- 6.3. MARKET POSITIONING

## **7. CHEESE PUFFS AND BALLS MARKET - REVENUE AND FORECASTS TO 2028 – TYPE**

- 7.1. OVERVIEW
- 7.2. TYPE MARKET FORECASTS AND ANALYSIS
- 7.3. CURLS AND PUFFS
  - 7.3.1. Overview
  - 7.3.2. Curls and Puffs Market Forecast and Analysis
- 7.4. BALLS
  - 7.4.1. Overview
  - 7.4.2. Balls Market Forecast and Analysis

## **8. CHEESE PUFFS AND BALLS MARKET - REVENUE AND FORECASTS TO 2028 – CATEGORY**

- 8.1. OVERVIEW
- 8.2. CATEGORY MARKET FORECASTS AND ANALYSIS
- 8.3. VEGAN
  - 8.3.1. Overview
  - 8.3.2. Vegan Market Forecast and Analysis
- 8.4. CONVENTIONAL
  - 8.4.1. Overview
  - 8.4.2. Conventional Market Forecast and Analysis

## **9. CHEESE PUFFS AND BALLS MARKET - REVENUE AND FORECASTS TO 2028 – DISTRIBUTION CHANNEL**

- 9.1. OVERVIEW
- 9.2. DISTRIBUTION CHANNEL MARKET FORECASTS AND ANALYSIS
- 9.3. SUPERMARKETS AND HYPERMARKETS
  - 9.3.1. Overview
  - 9.3.2. Supermarkets and Hypermarkets Market Forecast and Analysis
- 9.4. CONVENIENCE STORES
  - 9.4.1. Overview
  - 9.4.2. Convenience Stores Market Forecast and Analysis
- 9.5. ONLINE RETAIL
  - 9.5.1. Overview
  - 9.5.2. Online Retail Market Forecast and Analysis
- 9.6. OTHERS
  - 9.6.1. Overview
  - 9.6.2. Others Market Forecast and Analysis

## 10. CHEESE PUFFS AND BALLS MARKET REVENUE AND FORECASTS TO 2028 – GEOGRAPHICAL ANALYSIS

### 10.1. NORTH AMERICA

- 10.1.1 North America Cheese Puffs and Balls Market Overview
- 10.1.2 North America Cheese Puffs and Balls Market Forecasts and Analysis
- 10.1.3 North America Cheese Puffs and Balls Market Forecasts and Analysis - By Type
- 10.1.4 North America Cheese Puffs and Balls Market Forecasts and Analysis - By Category
- 10.1.5 North America Cheese Puffs and Balls Market Forecasts and Analysis - By Distribution Channel
- 10.1.6 North America Cheese Puffs and Balls Market Forecasts and Analysis - By Countries
  - 10.1.6.1 United States Cheese Puffs and Balls Market
    - 10.1.6.1.1 United States Cheese Puffs and Balls Market by Type
    - 10.1.6.1.2 United States Cheese Puffs and Balls Market by Category
    - 10.1.6.1.3 United States Cheese Puffs and Balls Market by Distribution Channel
  - 10.1.6.2 Canada Cheese Puffs and Balls Market
    - 10.1.6.2.1 Canada Cheese Puffs and Balls Market by Type
    - 10.1.6.2.2 Canada Cheese Puffs and Balls Market by Category
    - 10.1.6.2.3 Canada Cheese Puffs and Balls Market by Distribution Channel
  - 10.1.6.3 Mexico Cheese Puffs and Balls Market
    - 10.1.6.3.1 Mexico Cheese Puffs and Balls Market by Type
    - 10.1.6.3.2 Mexico Cheese Puffs and Balls Market by Category
    - 10.1.6.3.3 Mexico Cheese Puffs and Balls Market by Distribution Channel

### 10.2. EUROPE

- 10.2.1 Europe Cheese Puffs and Balls Market Overview
- 10.2.2 Europe Cheese Puffs and Balls Market Forecasts and Analysis
- 10.2.3 Europe Cheese Puffs and Balls Market Forecasts and Analysis - By Type
- 10.2.4 Europe Cheese Puffs and Balls Market Forecasts and Analysis - By Category
- 10.2.5 Europe Cheese Puffs and Balls Market Forecasts and Analysis - By Distribution Channel
- 10.2.6 Europe Cheese Puffs and Balls Market Forecasts and Analysis - By Countries
  - 10.2.6.1 Germany Cheese Puffs and Balls Market
    - 10.2.6.1.1 Germany Cheese Puffs and Balls Market by Type
    - 10.2.6.1.2 Germany Cheese Puffs and Balls Market by Category
    - 10.2.6.1.3 Germany Cheese Puffs and Balls Market by Distribution Channel
  - 10.2.6.2 France Cheese Puffs and Balls Market
    - 10.2.6.2.1 France Cheese Puffs and Balls Market by Type
    - 10.2.6.2.2 France Cheese Puffs and Balls Market by Category

- 10.2.6.2.3 France Cheese Puffs and Balls Market by Distribution Channel
- 10.2.6.3 Italy Cheese Puffs and Balls Market
  - 10.2.6.3.1 Italy Cheese Puffs and Balls Market by Type
  - 10.2.6.3.2 Italy Cheese Puffs and Balls Market by Category
  - 10.2.6.3.3 Italy Cheese Puffs and Balls Market by Distribution Channel
- 10.2.6.4 United Kingdom Cheese Puffs and Balls Market
  - 10.2.6.4.1 United Kingdom Cheese Puffs and Balls Market by Type
  - 10.2.6.4.2 United Kingdom Cheese Puffs and Balls Market by Category
  - 10.2.6.4.3 United Kingdom Cheese Puffs and Balls Market by Distribution Channel
- 10.2.6.5 Russia Cheese Puffs and Balls Market
  - 10.2.6.5.1 Russia Cheese Puffs and Balls Market by Type
  - 10.2.6.5.2 Russia Cheese Puffs and Balls Market by Category
  - 10.2.6.5.3 Russia Cheese Puffs and Balls Market by Distribution Channel
- 10.2.6.6 Rest of Europe Cheese Puffs and Balls Market
  - 10.2.6.6.1 Rest of Europe Cheese Puffs and Balls Market by Type
  - 10.2.6.6.2 Rest of Europe Cheese Puffs and Balls Market by Category
  - 10.2.6.6.3 Rest of Europe Cheese Puffs and Balls Market by Distribution Channel
- 10.3. ASIA-PACIFIC
  - 10.3.1 Asia-Pacific Cheese Puffs and Balls Market Overview
  - 10.3.2 Asia-Pacific Cheese Puffs and Balls Market Forecasts and Analysis
  - 10.3.3 Asia-Pacific Cheese Puffs and Balls Market Forecasts and Analysis - By Type
  - 10.3.4 Asia-Pacific Cheese Puffs and Balls Market Forecasts and Analysis - By Category
  - 10.3.5 Asia-Pacific Cheese Puffs and Balls Market Forecasts and Analysis - By Distribution Channel
  - 10.3.6 Asia-Pacific Cheese Puffs and Balls Market Forecasts and Analysis - By Countries
    - 10.3.6.1 Australia Cheese Puffs and Balls Market
      - 10.3.6.1.1 Australia Cheese Puffs and Balls Market by Type
      - 10.3.6.1.2 Australia Cheese Puffs and Balls Market by Category
      - 10.3.6.1.3 Australia Cheese Puffs and Balls Market by Distribution Channel
    - 10.3.6.2 China Cheese Puffs and Balls Market
      - 10.3.6.2.1 China Cheese Puffs and Balls Market by Type
      - 10.3.6.2.2 China Cheese Puffs and Balls Market by Category
      - 10.3.6.2.3 China Cheese Puffs and Balls Market by Distribution Channel
    - 10.3.6.3 India Cheese Puffs and Balls Market
      - 10.3.6.3.1 India Cheese Puffs and Balls Market by Type
      - 10.3.6.3.2 India Cheese Puffs and Balls Market by Category

- 10.3.6.3.3 India Cheese Puffs and Balls Market by Distribution Channel
- 10.3.6.4 Japan Cheese Puffs and Balls Market
  - 10.3.6.4.1 Japan Cheese Puffs and Balls Market by Type
  - 10.3.6.4.2 Japan Cheese Puffs and Balls Market by Category
  - 10.3.6.4.3 Japan Cheese Puffs and Balls Market by Distribution Channel
- 10.3.6.5 South Korea Cheese Puffs and Balls Market
  - 10.3.6.5.1 South Korea Cheese Puffs and Balls Market by Type
  - 10.3.6.5.2 South Korea Cheese Puffs and Balls Market by Category
  - 10.3.6.5.3 South Korea Cheese Puffs and Balls Market by Distribution Channel
- 10.3.6.6 Rest of Asia-Pacific Cheese Puffs and Balls Market
  - 10.3.6.6.1 Rest of Asia-Pacific Cheese Puffs and Balls Market by Type
  - 10.3.6.6.2 Rest of Asia-Pacific Cheese Puffs and Balls Market by Category
  - 10.3.6.6.3 Rest of Asia-Pacific Cheese Puffs and Balls Market by Distribution Channel
- 10.4. MIDDLE EAST AND AFRICA
  - 10.4.1 Middle East and Africa Cheese Puffs and Balls Market Overview
  - 10.4.2 Middle East and Africa Cheese Puffs and Balls Market Forecasts and Analysis
  - 10.4.3 Middle East and Africa Cheese Puffs and Balls Market Forecasts and Analysis - By Type
  - 10.4.4 Middle East and Africa Cheese Puffs and Balls Market Forecasts and Analysis - By Category
  - 10.4.5 Middle East and Africa Cheese Puffs and Balls Market Forecasts and Analysis - By Distribution Channel
  - 10.4.6 Middle East and Africa Cheese Puffs and Balls Market Forecasts and Analysis - By Countries
    - 10.4.6.1 South Africa Cheese Puffs and Balls Market
      - 10.4.6.1.1 South Africa Cheese Puffs and Balls Market by Type
      - 10.4.6.1.2 South Africa Cheese Puffs and Balls Market by Category
      - 10.4.6.1.3 South Africa Cheese Puffs and Balls Market by Distribution Channel
    - 10.4.6.2 Saudi Arabia Cheese Puffs and Balls Market
      - 10.4.6.2.1 Saudi Arabia Cheese Puffs and Balls Market by Type
      - 10.4.6.2.2 Saudi Arabia Cheese Puffs and Balls Market by Category
      - 10.4.6.2.3 Saudi Arabia Cheese Puffs and Balls Market by Distribution Channel
    - 10.4.6.3 U.A.E Cheese Puffs and Balls Market
      - 10.4.6.3.1 U.A.E Cheese Puffs and Balls Market by Type
      - 10.4.6.3.2 U.A.E Cheese Puffs and Balls Market by Category
      - 10.4.6.3.3 U.A.E Cheese Puffs and Balls Market by Distribution Channel
    - 10.4.6.4 Rest of Middle East and Africa Cheese Puffs and Balls Market
      - 10.4.6.4.1 Rest of Middle East and Africa Cheese Puffs and Balls Market by Type

10.4.6.4.2 Rest of Middle East and Africa Cheese Puffs and Balls Market by Category

10.4.6.4.3 Rest of Middle East and Africa Cheese Puffs and Balls Market by Distribution Channel

## 10.5. SOUTH AND CENTRAL AMERICA

10.5.1 South and Central America Cheese Puffs and Balls Market Overview

10.5.2 South and Central America Cheese Puffs and Balls Market Forecasts and Analysis

10.5.3 South and Central America Cheese Puffs and Balls Market Forecasts and Analysis - By Type

10.5.4 South and Central America Cheese Puffs and Balls Market Forecasts and Analysis - By Category

10.5.5 South and Central America Cheese Puffs and Balls Market Forecasts and Analysis - By Distribution Channel

10.5.6 South and Central America Cheese Puffs and Balls Market Forecasts and Analysis - By Countries

10.5.6.1 Brazil Cheese Puffs and Balls Market

10.5.6.1.1 Brazil Cheese Puffs and Balls Market by Type

10.5.6.1.2 Brazil Cheese Puffs and Balls Market by Category

10.5.6.1.3 Brazil Cheese Puffs and Balls Market by Distribution Channel

10.5.6.2 Argentina Cheese Puffs and Balls Market

10.5.6.2.1 Argentina Cheese Puffs and Balls Market by Type

10.5.6.2.2 Argentina Cheese Puffs and Balls Market by Category

10.5.6.2.3 Argentina Cheese Puffs and Balls Market by Distribution Channel

10.5.6.3 Rest of South and Central America Cheese Puffs and Balls Market

10.5.6.3.1 Rest of South and Central America Cheese Puffs and Balls Market by Type

10.5.6.3.2 Rest of South and Central America Cheese Puffs and Balls Market by Category

10.5.6.3.3 Rest of South and Central America Cheese Puffs and Balls Market by Distribution Channel

## 11. IMPACT OF COVID-19 PANDEMIC ON GLOBAL CHEESE PUFFS AND BALLS MARKET

11.1 North America

11.2 Europe

11.3 Asia-Pacific

11.4 Middle East and Africa

11.5 South and Central America

## 12. INDUSTRY LANDSCAPE

12.1. MERGERS AND ACQUISITIONS

12.2. AGREEMENTS, COLLABORATIONS AND JOINT VENTURES

12.3. NEW PRODUCT LAUNCHES

12.4. EXPANSIONS AND OTHER STRATEGIC DEVELOPMENTS

## 13. CHEESE PUFFS AND BALLS MARKET, KEY COMPANY PROFILES

### 13.1. UTZ

- 13.1.1. Key Facts
- 13.1.2. Business Description
- 13.1.3. Products and Services
- 13.1.4. Financial Overview
- 13.1.5. SWOT Analysis
- 13.1.6. Key Developments

### 13.2. THE KRAFT HEINZ COMPANY

- 13.2.1. Key Facts
- 13.2.2. Business Description
- 13.2.3. Products and Services
- 13.2.4. Financial Overview
- 13.2.5. SWOT Analysis
- 13.2.6. Key Developments

### 13.3. LESSEREVIL SNACKS

- 13.3.1. Key Facts
- 13.3.2. Business Description
- 13.3.3. Products and Services
- 13.3.4. Financial Overview
- 13.3.5. SWOT Analysis
- 13.3.6. Key Developments

### 13.4. GENERAL MILLS

- 13.4.1. Key Facts
- 13.4.2. Business Description
- 13.4.3. Products and Services
- 13.4.4. Financial Overview
- 13.4.5. SWOT Analysis
- 13.4.6. Key Developments

### 13.5. THE KELLOGGS COMPANY

- 13.5.1. Key Facts
- 13.5.2. Business Description
- 13.5.3. Products and Services
- 13.5.4. Financial Overview
- 13.5.5. SWOT Analysis



- 13.5.6. Key Developments
- 13.6. FRITO-LAY NORTH AMERICA, INC.
  - 13.6.1. Key Facts
  - 13.6.2. Business Description
  - 13.6.3. Products and Services
  - 13.6.4. Financial Overview
  - 13.6.5. SWOT Analysis
  - 13.6.6. Key Developments
- 13.7. CHEESEPOP FOOD GROUP
  - 13.7.1. Key Facts
  - 13.7.2. Business Description
  - 13.7.3. Products and Services
  - 13.7.4. Financial Overview
  - 13.7.5. SWOT Analysis
  - 13.7.6. Key Developments
- 13.8. NUTRAMODE
  - 13.8.1. Key Facts
  - 13.8.2. Business Description
  - 13.8.3. Products and Services
  - 13.8.4. Financial Overview
  - 13.8.5. SWOT Analysis
  - 13.8.6. Key Developments
- 13.9. AMPLIFY SNACK BRANDS
  - 13.9.1. Key Facts
  - 13.9.2. Business Description
  - 13.9.3. Products and Services
  - 13.9.4. Financial Overview
  - 13.9.5. SWOT Analysis
  - 13.9.6. Key Developments
- 13.10. BIENA SNACKS
  - 13.10.1. Key Facts
  - 13.10.2. Business Description
  - 13.10.3. Products and Services
  - 13.10.4. Financial Overview
  - 13.10.5. SWOT Analysis

13.10.6. Key Developments

## 14. APPENDIX

14.1. ABOUT THE INSIGHT PARTNERS

14.2. GLOSSARY OF TERMS

## LIST OF TABLES

---

TABLE 1. Table 1

TABLE 2. Table 2

TABLE 3. Table 3

## LIST OF FIGURES

---

FIGURE 1. Figure 1

FIGURE 2. Figure 2

FIGURE 3. Figure 3

# 1. INTRODUCTION

---

## 1.1 THE INSIGHT PARTNERS RESEARCH REPORT GUIDANCE

- The report provides qualitative and quantitative trends of global cheese puffs and balls market across type, category, distribution channel, and geography.
- The report starts with the key takeaways (chapter two), highlighting the key trends and outlook of the global cheese puffs and balls market.
- Chapter three provides the research methodology of the study.
- Chapter four further provides Porter's Five Forces analysis for global scenario.
- Chapter five highlights the key industry dynamics in the cheese puffs and balls market, including factors that are driving the market, prevailing deterrent, potential opportunities as well as future trends. Impact analysis of these drivers and restraints is also covered in this section.
- Chapter six discusses the global cheese puffs and balls market scenario, in terms of historical market revenues, and forecast till the year 2028.
- Chapter seven to ten discuss cheese puffs and balls market segments by type, category, distribution channel, and geography across North America, Europe, Asia-Pacific, Middle East and Africa, South and Central America. They cover market revenue forecast, and factors driving and governing growth.
- Chapter eleven describes the industry landscape analysis. It provides detailed description of various business activities such as market initiatives, new developments, mergers and joint ventures globally along with a competitive landscape.
- Chapter twelve provides the detailed profiles of the key companies operating in the global cheese puffs and balls market. The companies have been profiled on the basis of their key facts, business description, products and services, financial overview, SWOT analysis, and key developments.
- Chapter thirteen, i.e., the appendix is inclusive of a brief overview of the company, glossary of terms, contact information, and the disclaimer section.

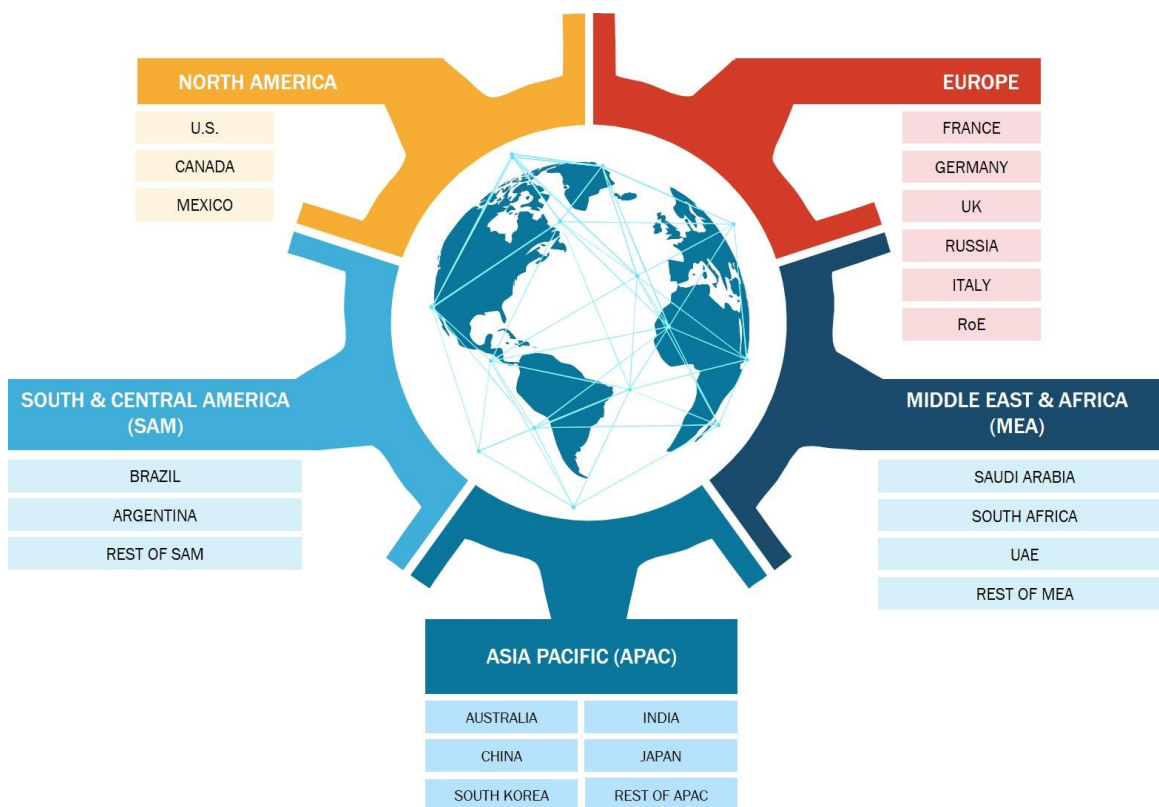
## 1.2 MARKET SEGMENTATION

FIGURE 1. CHEESE PUFFS AND BALLS MARKET SEGMENTATION

 TYPE	 CATEGORY	 DISTRIBUTION CHANNEL
CURLS AND PUFFS	VEGAN	SUPERMARKETS AND HYPERMARKETS
BALLS	CONVENTIONAL	CONVENIENCE STORES
		ONLINE RETAIL
		OTHERS

Source: The Insight Partners Analysis, Primary Interviews, Magazines and Journals, Secondary Sources

**FIGURE 2. CHEESE PUFFS AND BALLS MARKET SEGMENTATION, BY GEOGRAPHY**



Source: The Insight Partners Analysis, Primary Interviews, Magazines and Journals, Secondary Sources

The global cheese puffs and balls market is segmented based on type, category, distribution channel and geography. The segmentation in this research study has been finalized post in-depth secondary research and extensive primary research. In addition, the market is also segmented on the basis of technology offered by the leading participants in the industry in order to understand widely used market specific terminologies. Thus, we have incorporated the segments of the research and have finalized the market segmentation.

#### 1.2.1 Global Cheese Puffs and Balls Market - By Type

- Curls and Puffs
- Balls

#### 1.2.2 Global Cheese Puffs and Balls Market - By Category

- Vegan
- Conventional

#### 1.2.3 Global Cheese Puffs and Balls Market - By Distribution Channel

- Supermarkets and Hypermarkets
- Convenience Stores
- Online Retail
- Others

#### 1.2.4 Global Cheese Puffs and Balls Market - By Geography

- North America
  - United States
  - Canada
  - Mexico
- Europe
  - Germany
  - France
  - Italy
  - United Kingdom
  - Russia
  - Rest of Europe
- Asia-Pacific
  - Australia
  - China
  - India
  - Japan
  - South Korea
  - Rest of Asia-Pacific

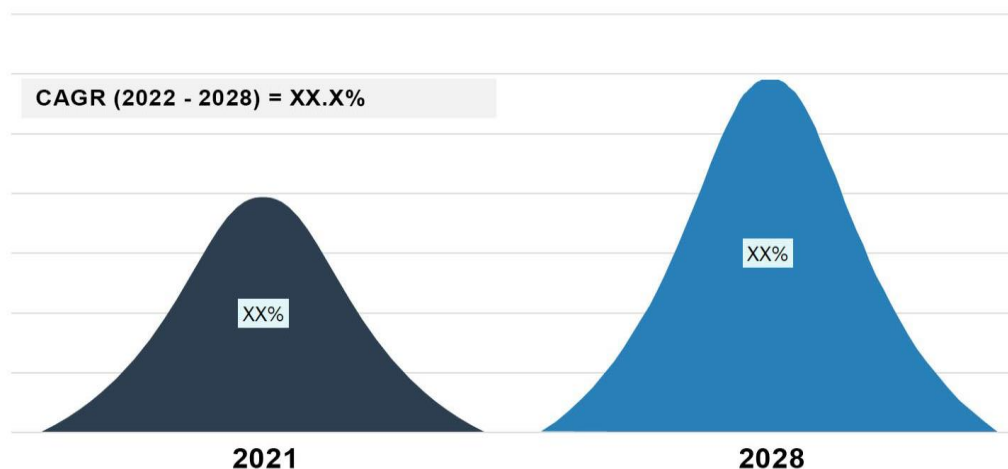


- Middle East and Africa
  - South Africa
  - Saudi Arabia
  - U.A.E
  - Rest of Middle East and Africa
- South and Central America
  - Brazil
  - Argentina
  - Rest of South and Central America

## 2. KEY TAKEAWAYS

### ANALYSIS 1:

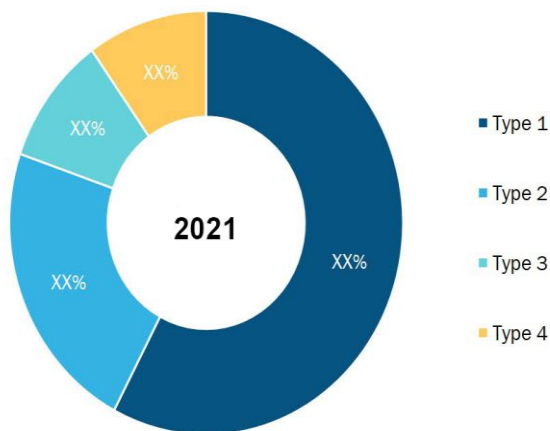
**FIGURE 3.** CHEESE PUFFS AND BALLS MARKET GLOBAL REVENUE 2021 and 2028 (US\$ MN)



Source: The Insight Partners Analysis, Primary Interviews, Magazines and Journals, Secondary Sources

### ANALYSIS 2:

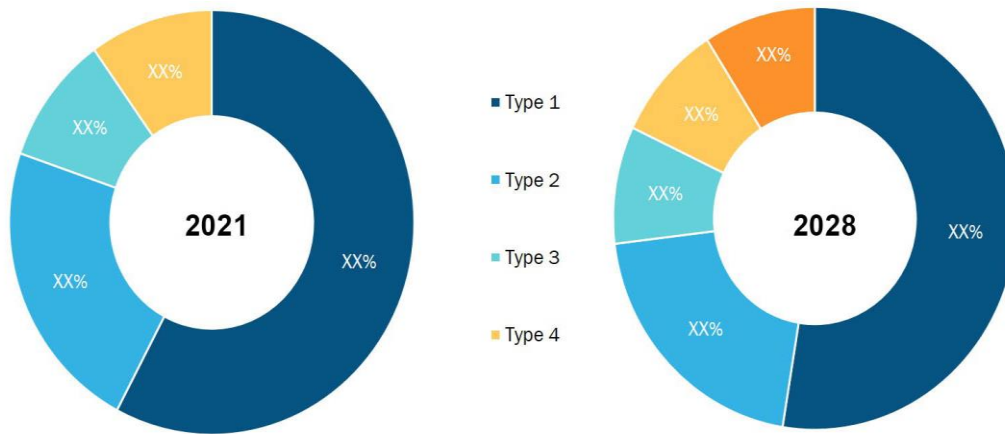
**FIGURE 4.** CHEESE PUFFS AND BALLS MARKET: MARKET SHARE ANALYSIS BY TYPE, 2021 (%)



Source: The Insight Partners Analysis, Primary Interviews, Magazines and Journals, Secondary Sources

ANALYSIS 3:

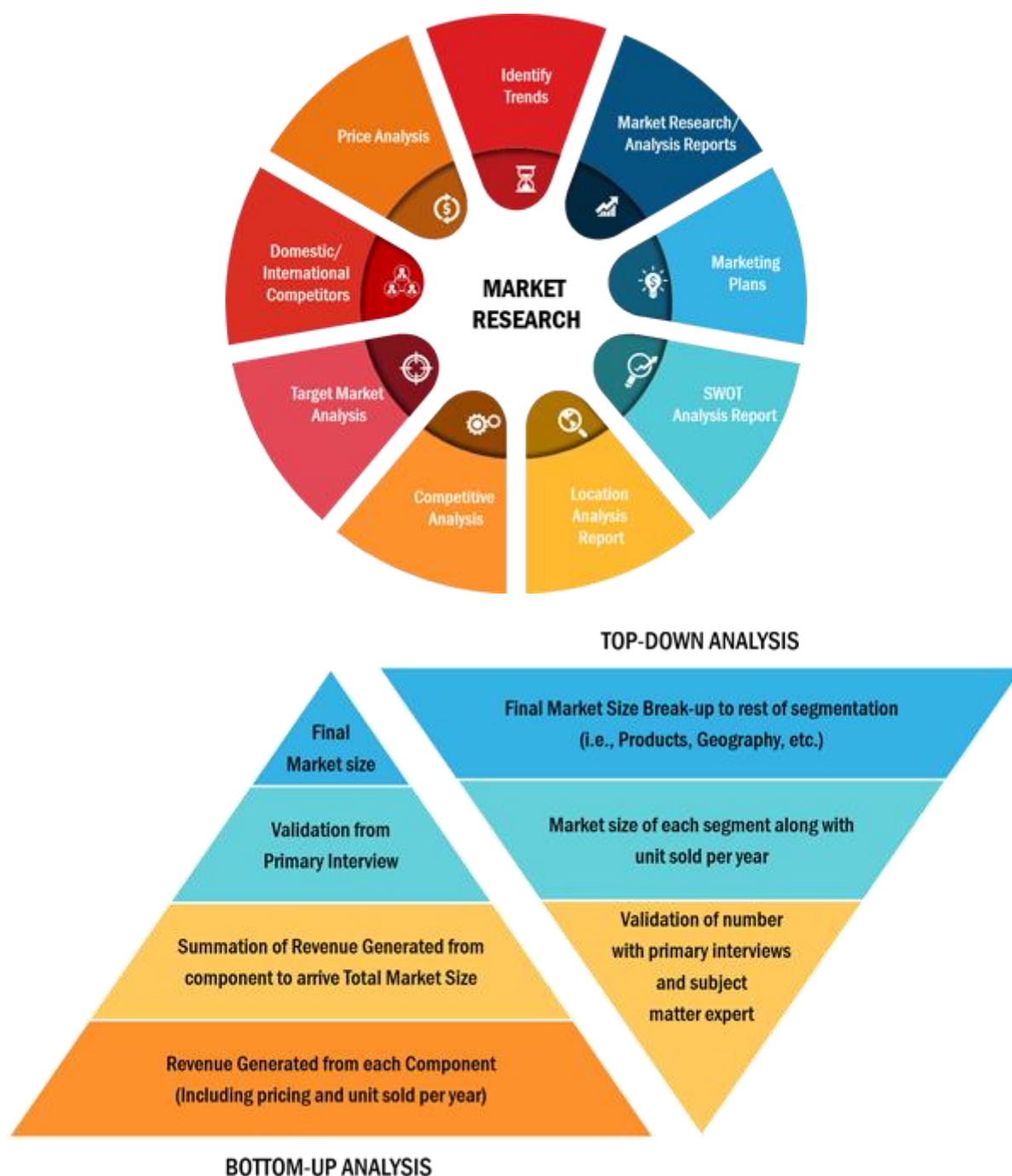
FIGURE 5. CHEESE PUFFS AND BALLS MARKET REVENUE ANALYSIS BY CATEGORY, 2021 and 2028 (%)



Source: The Insight Partners Analysis, Primary Interviews, Magazines and Journals, Secondary Sources

### 3. RESEARCH METHODOLOGY

The Insight Partners dedicated research and analysis teams consist of experienced professionals with advanced statistical expertise and Marketing, Market research and consulting backgrounds in various industries including Aerospace and Défense, Automotive and Transportation, Biotechnology, Chemicals and Materials, Food and Beverages, Electronics and Semiconductor, Healthcare IT, Manufacturing and Construction, Medical Device, Technology, Media and Telecommunications.



Source: The Insight Partners Analysis, Primary Interviews, Magazines and Journals, Secondary Sources

The Insight Partners adheres to the codes of practice of the Market Research Society ([www.mrs.org.uk](http://www.mrs.org.uk)) and Strategic and Competitive Intelligence Professionals ([www.scip.org](http://www.scip.org)).

The following methodology has been followed for the collection and analysis of data presented in this report:

### 3.1.1 Coverage

The objective of updating “The Insight Partners” coverage is to ensure that it represents the most up-to-date vision of the industry possible.

The estimated revenues of all major companies, including private and governmental, are gathered and used to prioritize coverage.

Companies which are making the news, or which are of particular interest due to their innovative approach, are prioritized.

### 3.1.2 Secondary Research

The research process begins with exhaustive secondary research using internal and external sources to obtain qualitative and quantitative information relating to each Market. The secondary research sources that are typically referred to include, but are not limited to:

- Company websites, annual reports, financial reports, broker reports and investor presentations
- Industry trade journals and other literature
- National government documents, statistical databases and market reports
- News articles, press releases and web-casts specific to the companies operating in the market

NOTE: All the financials considered in Company Profile’s section have been standardized to US\$. This has been achieved after converting the financials (for those not in US\$) with respective currency exchange rates of the particular year.

### 3.1.3 Primary Research

“The Insight Partners” conducts hundreds of primary interviews a year with industry participants and commentators in order to validate its data and analysis.

A typical research interview fulfils the following functions:

- Provides first-hand information on the market size, market trends, growth trends, competitive landscape and future outlook
- Validates and strengthens secondary research findings
- Further develops the analysis team’s expertise and market understanding

Primary research involves email interactions and telephone interviews for each market, category, segment and sub-segment across geographies. The participants who typically take part in such a process include, but are not limited to:

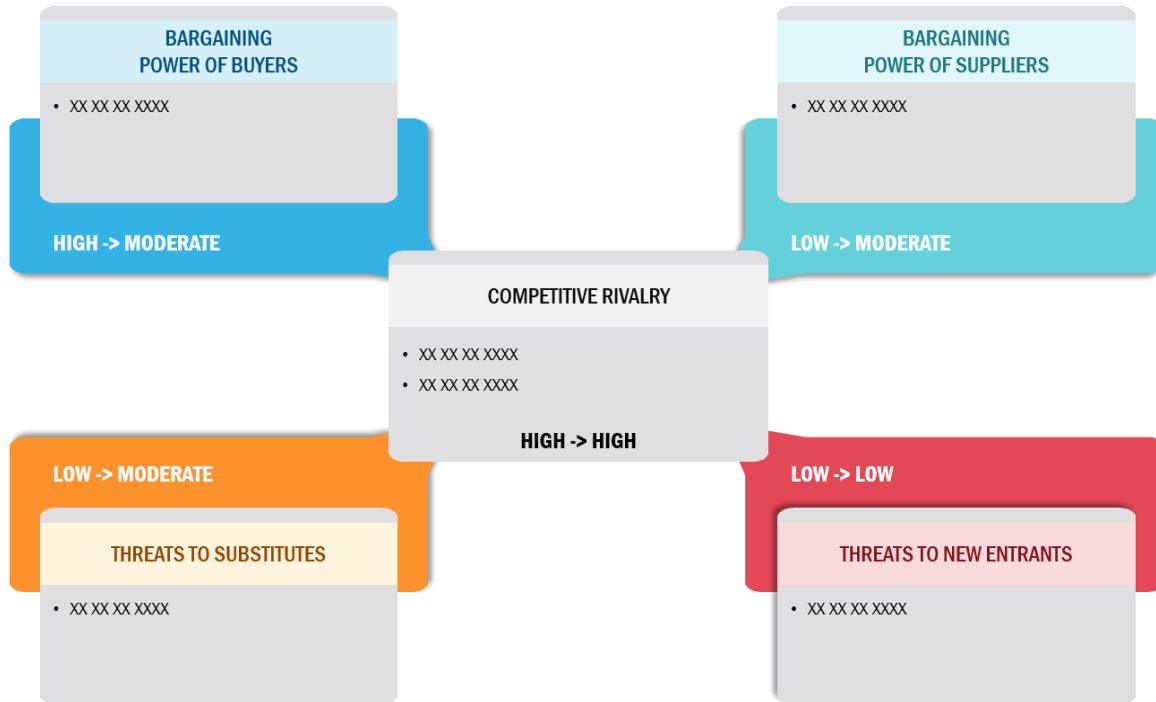
- Industry participants: VPs, business development managers, market intelligence managers and national sales managers
- Outside experts: Valuation experts, research analysts and key opinion leaders specializing in the industry

## 4. CHEESE PUFFS AND BALLS MARKET LANDSCAPE

### 4.1 OVERVIEW

### 4.2 PORTER'S FIVE FORCES ANALYSIS

**FIGURE 6.** CHEESE PUFFS AND BALLS MARKET - PORTER'S FIVE FORCES ANALYSIS



Source: The Insight Partners Analysis, Primary Interviews, Magazines and Journals, Secondary Sources

#### 4.2.1 Bargaining Power of Buyers

Analysis:

### 4.3 EXPERT OPINIONS:

**FIGURE 7.** CHEESE PUFFS AND BALLS MARKET EXPERT OPINIONS:

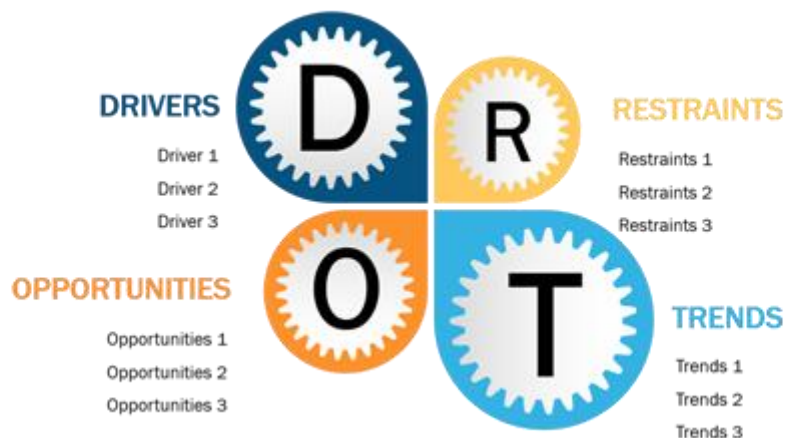


Source: The Insight Partners Analysis, Primary Interviews, Magazines and Journals, Secondary Sources

### 4.4 ECOSYSTEM ANALYSIS:

## 5. CHEESE PUFFS AND BALLS MARKET - KEY INDUSTRY DYNAMICS

**FIGURE 8.** CHEESE PUFFS AND BALLS MARKET - KEY INDUSTRY DYNAMICS



Source: The Insight Partners Analysis, Primary Interviews, Magazines and Journals, Secondary Sources

### 5.1 KEY MARKET DRIVERS:

#### 5.1.1 Driver1

Analysis:

#### 5.1.2 Driver2

Analysis:

#### 5.1.3 Driver3

Analysis:

### 5.2 KEY MARKET RESTRAINTS:

#### 5.2.1 Restraints1:

#### 5.2.2 Restraints2:

#### 5.2.3 Restraints3:

**5.3 KEY MARKET OPPORTUNITIES:**

- 5.3.1 Opportunity1:
- 5.3.2 Opportunity2:
- 5.3.3 Opportunity3:

**5.4 FUTURE TRENDS:**

- 5.4.1 Future Trends1:
- 5.4.2 Future Trends2:
- 5.4.3 Future Trends3:



5.5 IMPACT OF DRIVERS AND RESTRAINTS:

FIGURE 9. IMPACT ANALYSIS OF DRIVERS AND RESTRAINTS

DRIVER	SHORT TERM	MID TERM	LONG TERM
DRIVER 1	Low	Medium	High
DRIVER 2	Low	Medium	High
DRIVER 3	Low	Medium	High

RESTRAINT	SHORT TERM	MID TERM	LONG TERM
RESTRAINT	Low	Medium	High

Short Term - 2 Years	Mid Term - 5 Years	Long Term - 10 Years
Low	Medium	High

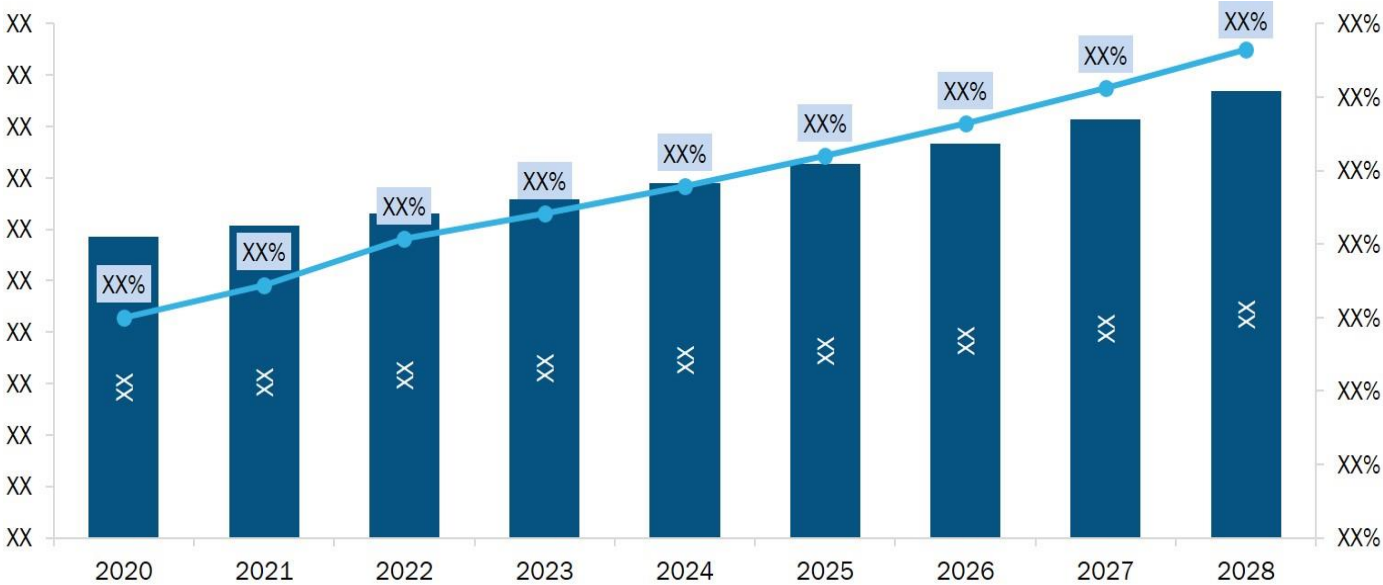
Source: The Insight Partners Analysis, Primary Interviews, Magazines and Journals, Secondary Sources

### 6. CHEESE PUFFS AND BALLS MARKET - GLOBAL MARKET ANALYSIS

#### 6.1 CHEESE PUFFS AND BALLS MARKET REVENUE (US\$ MN), 2021 - 2028

Cheese Puffs and Balls Market accounted for US\$ XX Mn in the year 2021 and is expected to grow at a CAGR of XX% during the forecast period 2022 - 2028, to account for US\$ XX Mn in the year 2028.

FIGURE 10. CHEESE PUFFS AND BALLS MARKET REVENUE (US\$ MN), 2021 - 2028



**GLOBAL**

The Global XX Market accounted to US\$ XX Bn in 2021 and is anticipated to grow at a CAGR of X.X% to account for US\$ XX Bn by 2028

**X.X%**

Source: The Insight Partners Analysis, Primary Interviews, Magazines and Journals, Secondary Sources

The key driving factors for the Cheese Puffs and Balls Market include:

- Analysis 1:
- Analysis 2:
- Analysis 3:

6.2 CHEESE PUFFS AND BALLS MARKET FORECAST AND ANALYSIS

The market size in the cheese puffs and balls is shown in the sample table provided below:

TABLE1. CHEESE PUFFS AND BALLS MARKET REVENUE AND FORECASTS TO 2028 (US\$ MN)

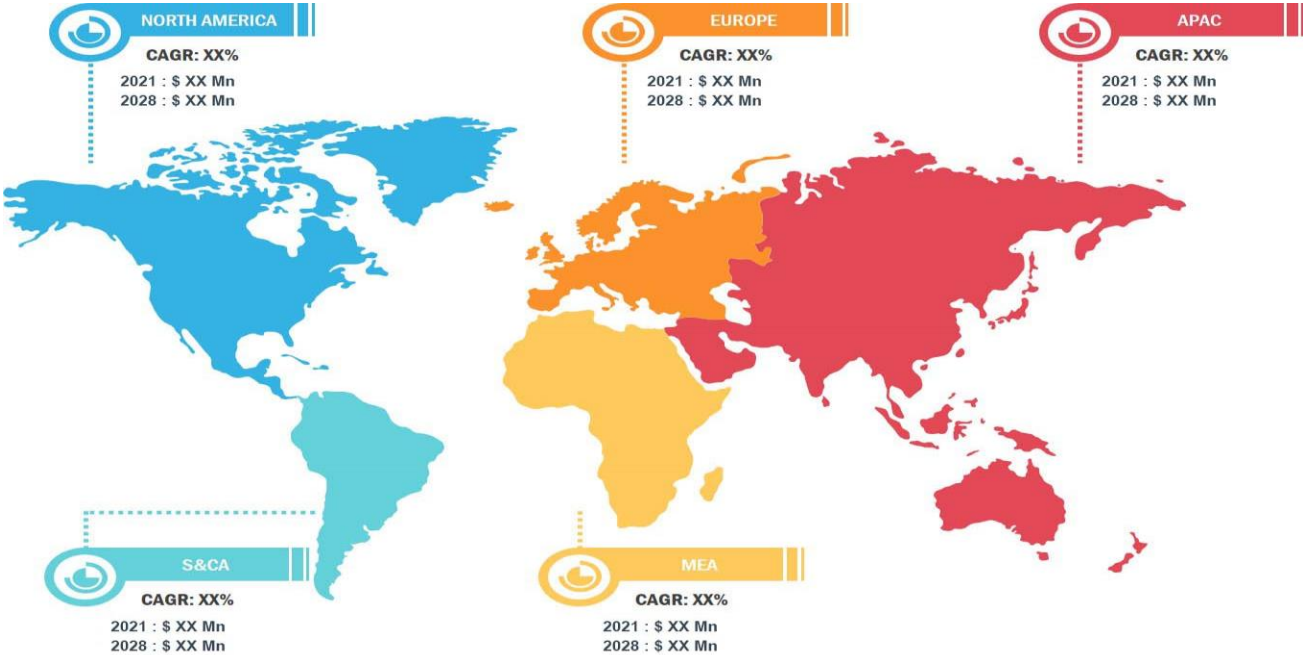
Years	2020	2021	2022	2023	2024	2025	2026	2027	2028	CAGR%
Revenue (\$Mn)	XX	XX	XX	XX	XX	XX	XX	XX	XX	XX

Source: The Insight Partners Analysis, Primary Interviews, Magazines and Journals, Secondary Sources

Analysis

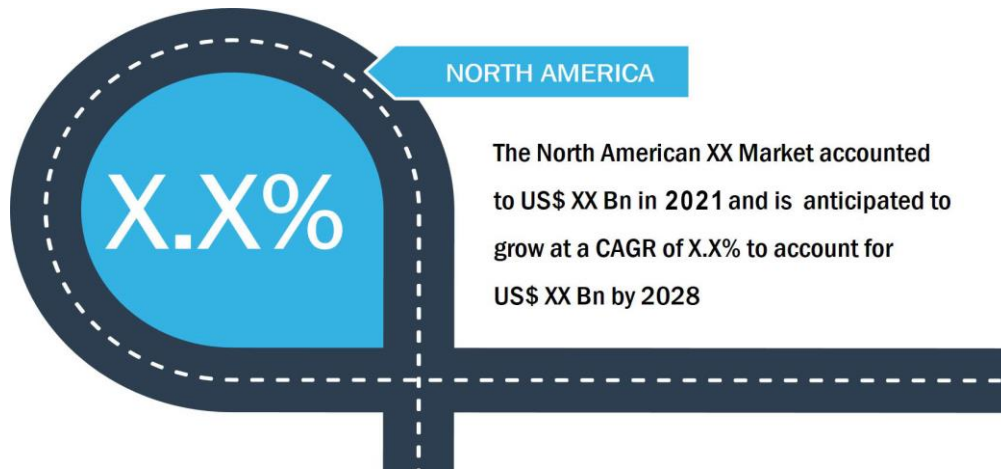
Global cheese puffs and balls market is segmented by region into North America, Europe, Asia-Pacific, Middle East and Africa, South and Central America. The North America regional market is expected to grow with CAGR of XX.X% and reach US\$ XX Mn 2028 from US\$ XX Mn in 2022

FIGURE 11. CHEESE PUFFS AND BALLS MARKET- BY GEOGRAPHY FORECASTS AND ANALYSIS - 2022- 2028



Source: The Insight Partners Analysis, Primary Interviews, Magazines and Journals, Secondary Sources

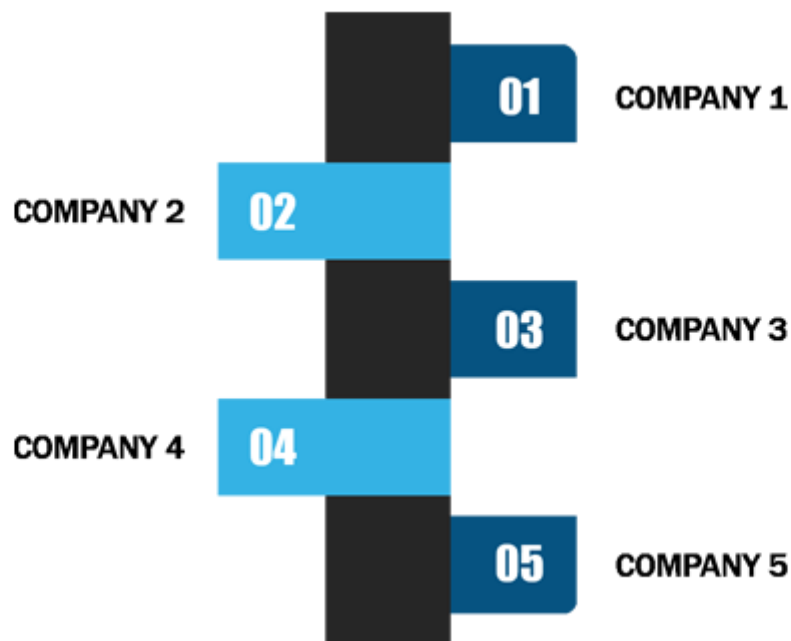
**FIGURE 12.** CHEESE PUFFS AND BALLS MARKET- FASTEST GROWING MARKET - 2022-2028



Source: The Insight Partners Analysis, Primary Interviews, Magazines and Journals, Secondary Sources

### 6.3 MARKET POSITIONING

**FIGURE 13.** CHEESE PUFFS AND BALLS MARKET- MARKET POSITIONING - 2021

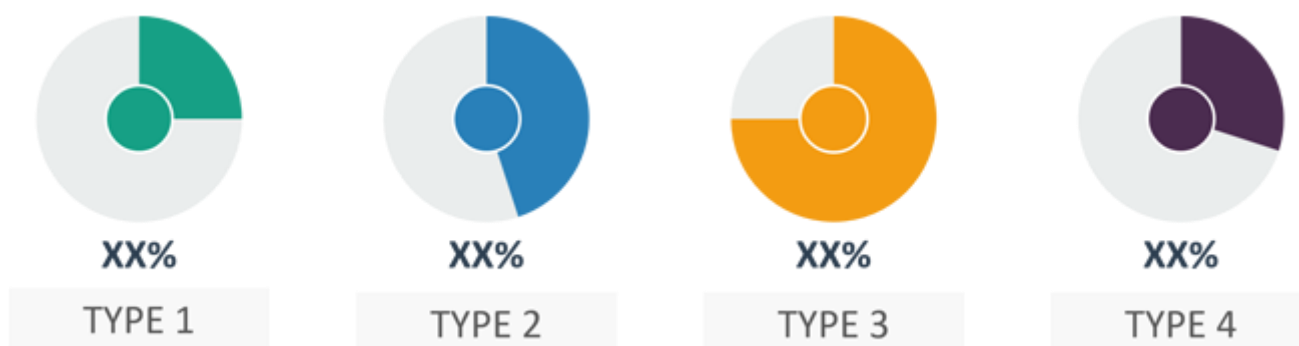


Source: The Insight Partners Analysis, Primary Interviews, Magazines and Journals, Secondary Sources

## 7. CHEESE PUFFS AND BALLS MARKET ANALYSIS - TYPE

Global cheese puffs and balls market is segmented by type into Curls and Puffs, Balls. The Curls and Puffs market is expected to grow with CAGR of XX.X% and reach US\$ XX Mn 2028 from US\$ XX Mn in 2022

**FIGURE 14. CHEESE PUFFS AND BALLS MARKET SHARE (%) - TYPE, 2021**



Source: The Insight Partners Analysis, Primary Interviews, Magazines and Journals, Secondary Sources

For the years 2021 to 2028, the global cheese puffs and balls market based on is shown in the sample table provided below:

**TABLE 2. CHEESE PUFFS AND BALLS MARKET REVENUE AND FORECASTS TO 2028 (US\$ MN) - TYPE**

Type	2020	2021	2022	2023	2024	2025	2026	2027	2028	CAGR%
Curls and Puffs	XX	XX	XX	XX	XX	XX	XX	XX	XX	XX
Balls	XX	XX	XX	XX	XX	XX	XX	XX	XX	XX

Source: The Insight Partners Analysis, Primary Interviews, Magazines and Journals, Secondary Sources

7.1 OVERVIEW

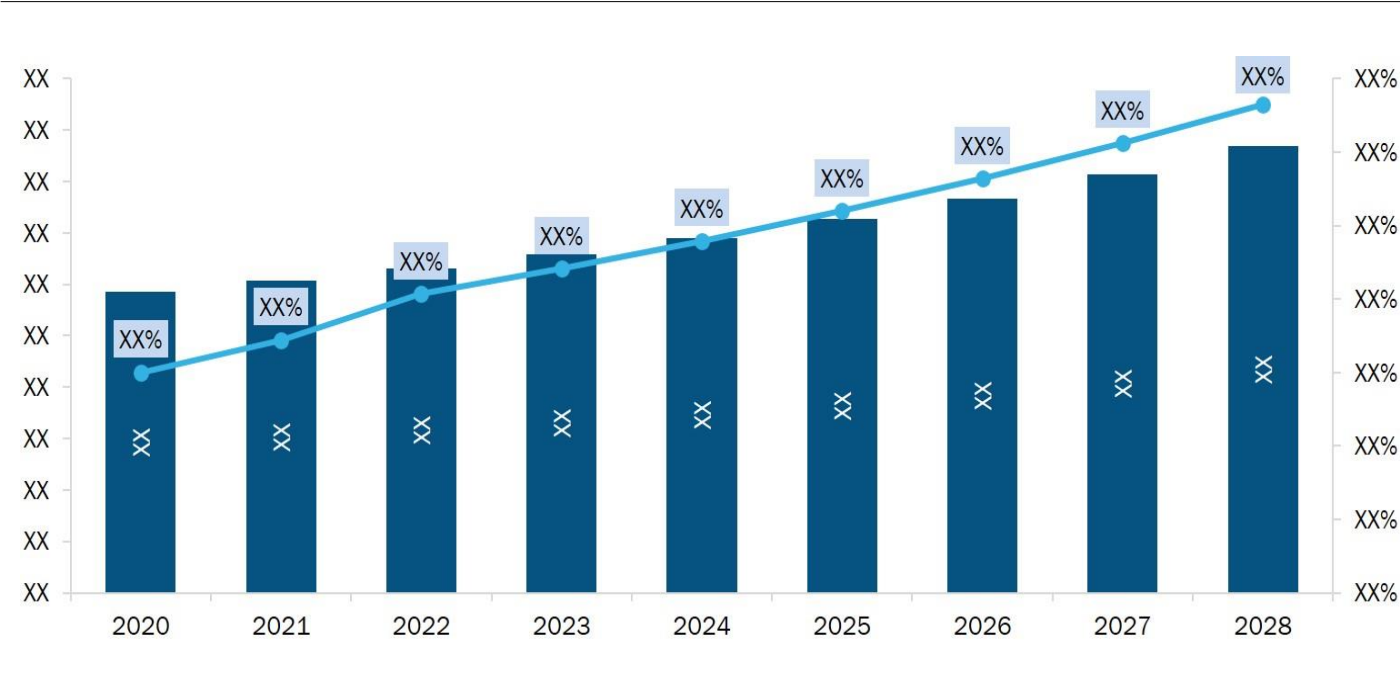
7.2 TYPE MARKET FORECASTS AND ANALYSIS

7.3 CURLS AND PUFFS

7.3.1 Overview

7.3.2 Curls and Puffs Market Revenue and Forecast to 2028 (US\$ Mn)

FIGURE 15. CURLS AND PUFFS MARKET REVENUE AND FORECASTS TO 2028 (US\$ MN)



Source: The Insight Partners Analysis, Primary Interviews, Magazines and Journals, Secondary Sources

7.4 BALLS

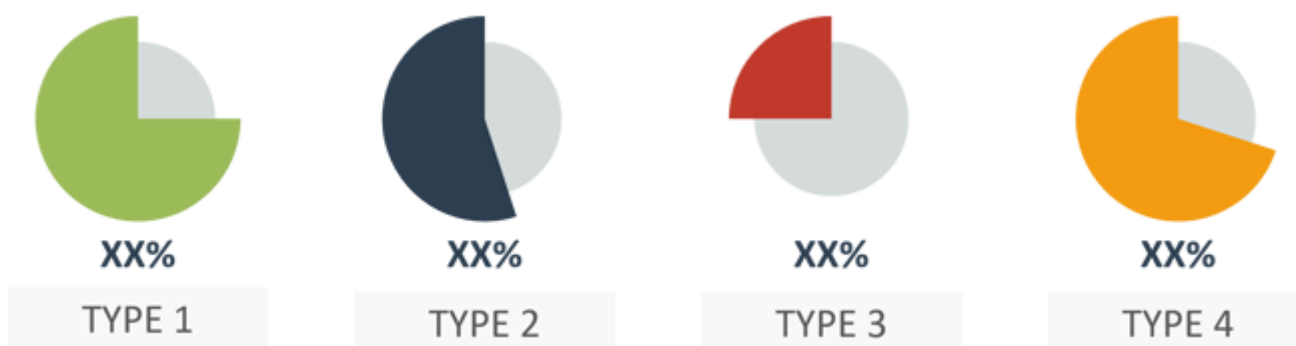
7.4.1 Overview

7.4.2 Balls Market Revenue and Forecast to 2028 (US\$ Mn)

## 8. CHEESE PUFFS AND BALLS MARKET ANALYSIS - CATEGORY

Global cheese puffs and balls market is segmented by category into Vegan, Conventional. The Vegan market is expected to grow with CAGR of XX.X% and reach US\$ XX Mn 2028 from US\$ XX Mn in 2022

**FIGURE 16. CHEESE PUFFS AND BALLS MARKET SHARE (%) – CATEGORY, 2021**



Source: The Insight Partners Analysis, Primary Interviews, Magazines and Journals, Secondary Sources

For the years 2021 to 2028, the global cheese puffs and balls market based on is shown in the sample table provided below:

**TABLE 3. CHEESE PUFFS AND BALLS MARKET REVENUE AND FORECASTS TO 2028 (US\$ MN) – CATEGORY**

Category	2020	2021	2022	2023	2024	2025	2026	2027	2028	CAGR%
Vegan	XX	XX	XX	XX	XX	XX	XX	XX	XX	XX
Conventional	XX	XX	XX	XX	XX	XX	XX	XX	XX	XX

Source: The Insight Partners Analysis, Primary Interviews, Magazines and Journals, Secondary Sources

8.1 OVERVIEW

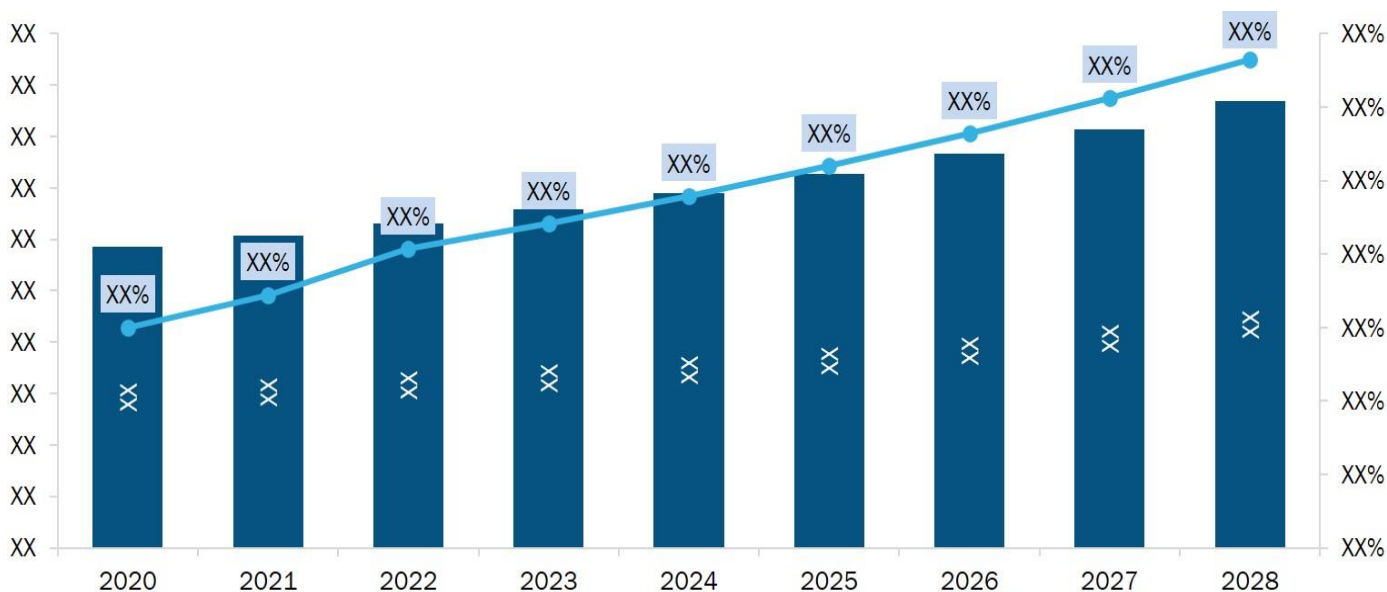
8.2 CATEGORY MARKET FORECASTS AND ANALYSIS

8.3 VEGAN

8.3.1 Overview

8.3.2 Vegan Market Revenue and Forecast to 2028 (US\$ Mn)

FIGURE 17. VEGAN MARKET REVENUE AND FORECASTS TO 2028 (US\$ MN)



Source: The Insight Partners Analysis, Primary Interviews, Magazines and Journals, Secondary Sources

8.4 CONVENTIONAL

8.4.1 Overview

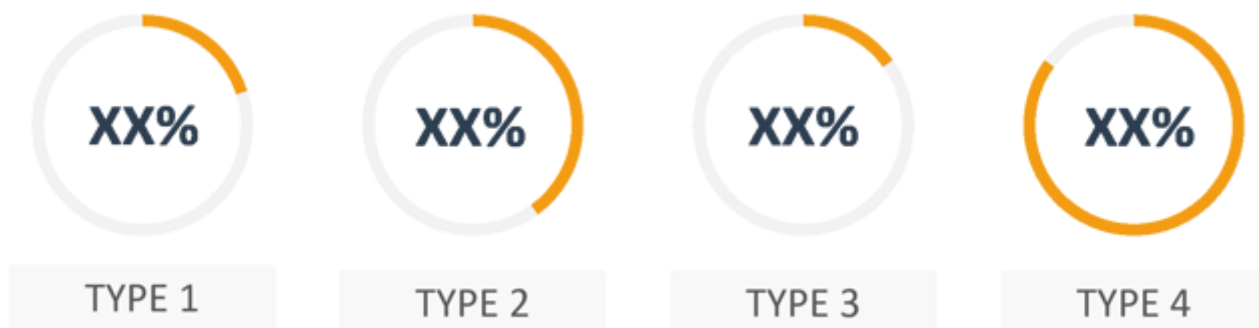
8.4.2 Conventional Market Revenue and Forecast to 2028 (US\$ Mn)



## 9. CHEESE PUFFS AND BALLS MARKET ANALYSIS - DISTRIBUTION CHANNEL

Global cheese puffs and balls market is segmented by distribution channel into Supermarkets and Hypermarkets, Convenience Stores, Online Retail, Others. The Supermarkets and Hypermarkets market is expected to grow with CAGR of XX.X% and reach US\$ XX Mn 2028 from US\$ XX Mn in 2022

**FIGURE 18. CHEESE PUFFS AND BALLS MARKET SHARE (%) – DISTRIBUTION CHANNEL, 2021**



Source: The Insight Partners Analysis, Primary Interviews, Magazines and Journals, Secondary Sources

For the years 2021 to 2028, the global cheese puffs and balls market based on is shown in the sample table provided below:

**TABLE 4. CHEESE PUFFS AND BALLS MARKET REVENUE AND FORECASTS TO 2028 (US\$ MN) – DISTRIBUTION CHANNEL**

Distribution Channel	2020	2021	2022	2023	2024	2025	2026	2027	2028	CAGR%
Supermarkets and Hypermarkets	XX	XX	XX	XX	XX	XX	XX	XX	XX	XX
Convenience Stores	XX	XX	XX	XX	XX	XX	XX	XX	XX	XX
Online Retail	XX	XX	XX	XX	XX	XX	XX	XX	XX	XX
Others	XX	XX	XX	XX	XX	XX	XX	XX	XX	XX

Source: The Insight Partners Analysis, Primary Interviews, Magazines and Journals, Secondary Sources

9.1 OVERVIEW

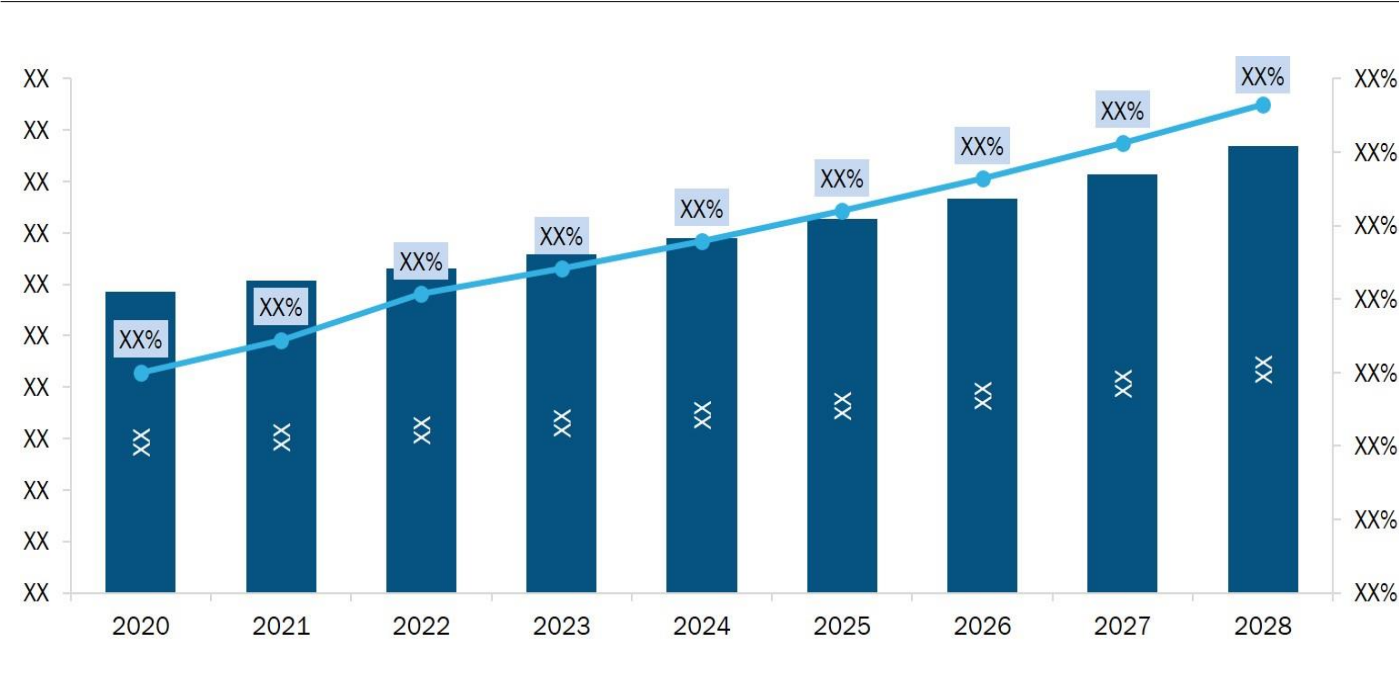
9.2 DISTRIBUTION CHANNEL MARKET FORECASTS AND ANALYSIS

9.3 SUPERMARKETS AND HYPERMARKETS

9.3.1 Overview

9.3.2 Supermarkets and Hypermarkets Market Revenue and Forecast to 2028 (US\$ Mn)

FIGURE 19. SUPERMARKETS AND HYPERMARKETS MARKET REVENUE AND FORECASTS TO 2028 (US\$ MN)



Source: The Insight Partners Analysis, Primary Interviews, Magazines and Journals, Secondary Sources

9.4 CONVENIENCE STORES

9.4.1 Overview

9.4.2 Convenience Stores Market Revenue and Forecast to 2028 (US\$ Mn)

9.5 ONLINE RETAIL

9.5.1 Overview

9.5.2 Online Retail Market Revenue and Forecast to 2028 (US\$ Mn)

9.6 OTHERS

9.6.1 Overview

9.6.2 Others Market Revenue and Forecast to 2028 (US\$ Mn)

## 10. CHEESE PUFFS AND BALLS MARKET - GEOGRAPHICAL ANALYSIS

**FIGURE 20.** CHEESE PUFFS AND BALLS MARKET BREAKDOWN BY GEOGRAPHY, 2021 AND 2028 (%)

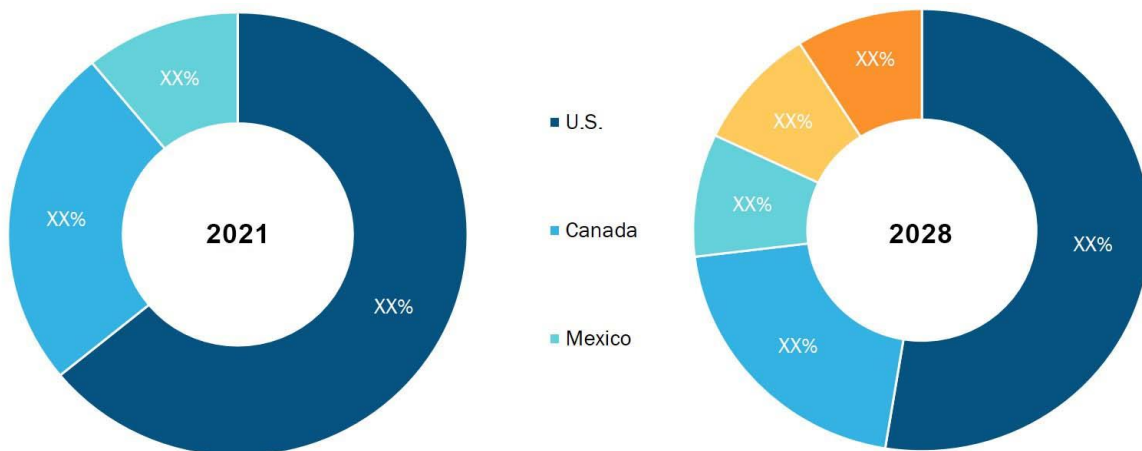


Source: The Insight Partners Analysis, Primary Interviews, Magazines and Journals, Secondary Sources

### 10.1 NORTH AMERICA CHEESE PUFFS AND BALLS MARKET, REVENUE AND FORECASTS TO 2028

#### 10.1.1 Overview

**FIGURE 21.** CHEESE PUFFS AND BALLS MARKET BREAKDOWN BY GEOGRAPHY, 2021 and 2028 (\$MN)

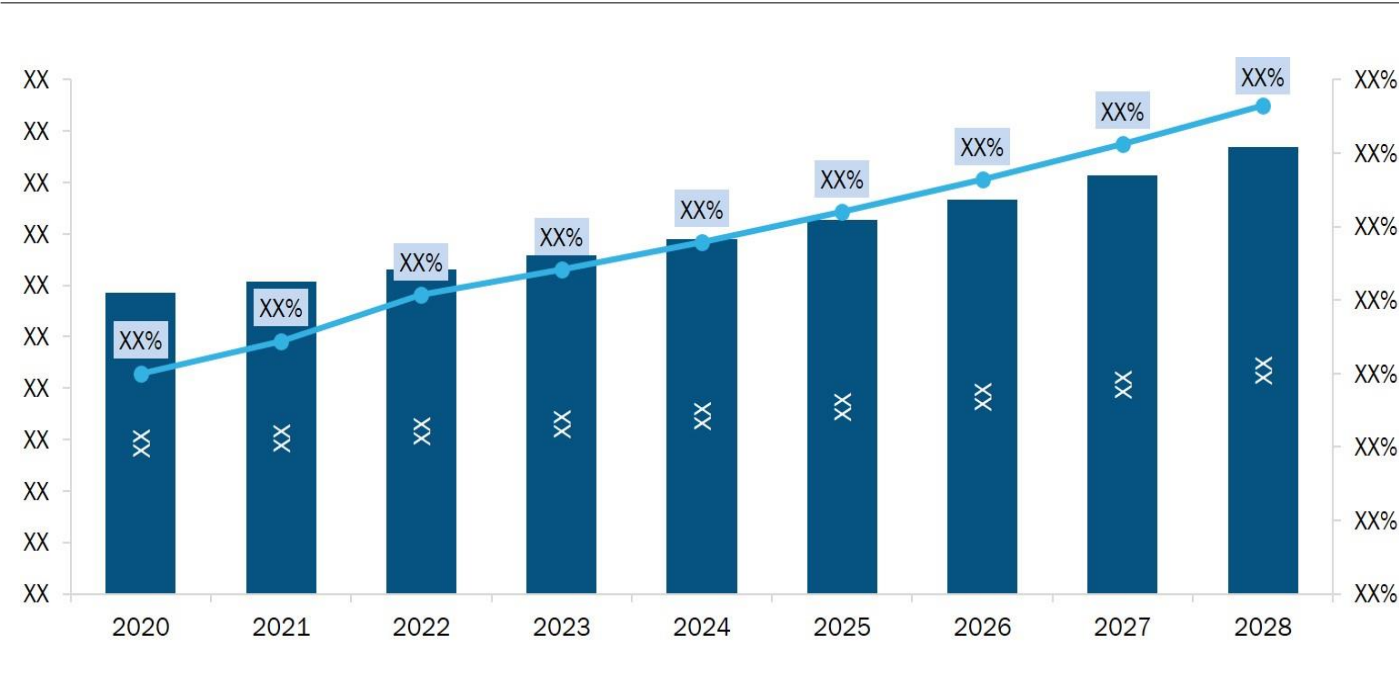


Source: The Insight Partners Analysis, Primary Interviews, Magazines and Journals, Secondary Sources

10.1.2 North America Cheese Puffs and Balls Market Revenue and Forecasts to 2028 (US\$ Mn)

North America Cheese Puffs and Balls Market accounted for US\$ XX Mn in the year 2021 and it is expected to grow at a CAGR of XX% during the forecast period 2022 - 2028, to reach US\$ XX Mn in the year 2028.

FIGURE 22. NORTH AMERICA CHEESE PUFFS AND BALLS MARKET REVENUE AND FORECASTS TO 2028 (US\$ MN)



Source: The Insight Partners Analysis, Primary Interviews, Magazines and Journals, Secondary Sources

10.1.2.1 North America Cheese Puffs and Balls Market Breakdown by Type

For the years 2021 to 2028, the cheese puffs and balls market based on type in North America is shown in the sample table provided below:

TABLE 5. NORTH AMERICA CHEESE PUFFS AND BALLS MARKET REVENUE AND FORECASTS TO 2028 (US\$ MN) - TYPE

Type	2020	2021	2022	2023	2024	2025	2026	2027	2028	CAGR%
Curls and Puffs	XX	XX	XX	XX	XX	XX	XX	XX	XX	XX
Balls	XX	XX	XX	XX	XX	XX	XX	XX	XX	XX

Source: The Insight Partners Analysis, Primary Interviews, Magazines and Journals, Secondary Sources

### 10.1.2.2 North America Cheese Puffs and Balls Market Breakdown by Category

For the years 2021 to 2028, the cheese puffs and balls market based on category in North America is shown in the sample table provided below:

**TABLE 6. NORTH AMERICA CHEESE PUFFS AND BALLS MARKET REVENUE AND FORECASTS TO 2028 (US\$ MN) – CATEGORY**

Category	2020	2021	2022	2023	2024	2025	2026	2027	2028	CAGR%
Vegan	XX	XX	XX	XX	XX	XX	XX	XX	XX	XX
Conventional	XX	XX	XX	XX	XX	XX	XX	XX	XX	XX

Source: The Insight Partners Analysis, Primary Interviews, Magazines and Journals, Secondary Sources

### 10.1.2.3 North America Cheese Puffs and Balls Market Breakdown by Distribution Channel

For the years 2021 to 2028, the cheese puffs and balls market based on distribution channel in North America is shown in the sample table provided below:

**TABLE 7. NORTH AMERICA CHEESE PUFFS AND BALLS MARKET REVENUE AND FORECASTS TO 2028 (US\$ MN) – DISTRIBUTION CHANNEL**

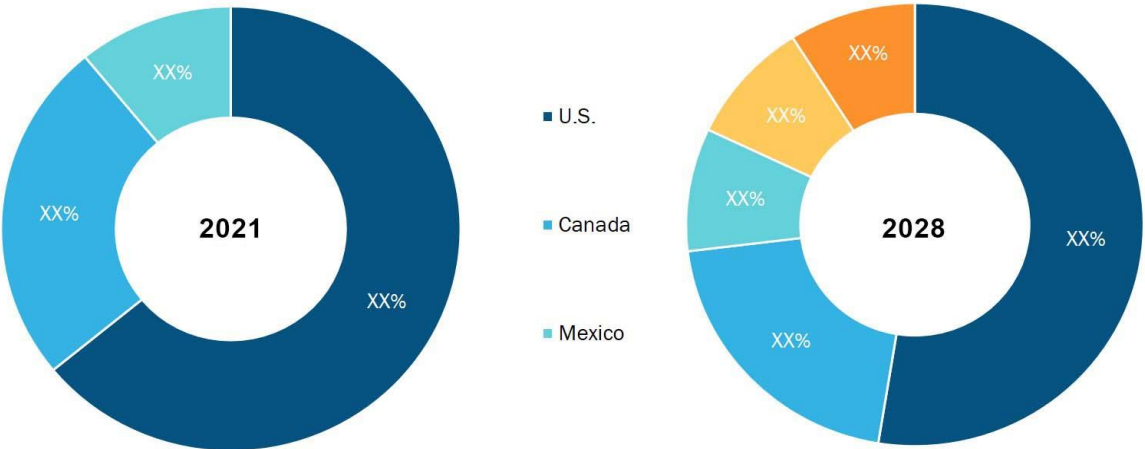
Distribution Channel	2020	2021	2022	2023	2024	2025	2026	2027	2028	CAGR%
Supermarkets and Hypermarkets	XX	XX	XX	XX	XX	XX	XX	XX	XX	XX
Convenience Stores	XX	XX	XX	XX	XX	XX	XX	XX	XX	XX
Online Retail	XX	XX	XX	XX	XX	XX	XX	XX	XX	XX
Others	XX	XX	XX	XX	XX	XX	XX	XX	XX	XX

Source: The Insight Partners Analysis, Primary Interviews, Magazines and Journals, Secondary Sources

10.1.3 North America Cheese Puffs and Balls Market Breakdown by Country

For the years 2021 to 2028, the cheese puffs and balls market based on key countries in North America region is shown in the sample table provided below:

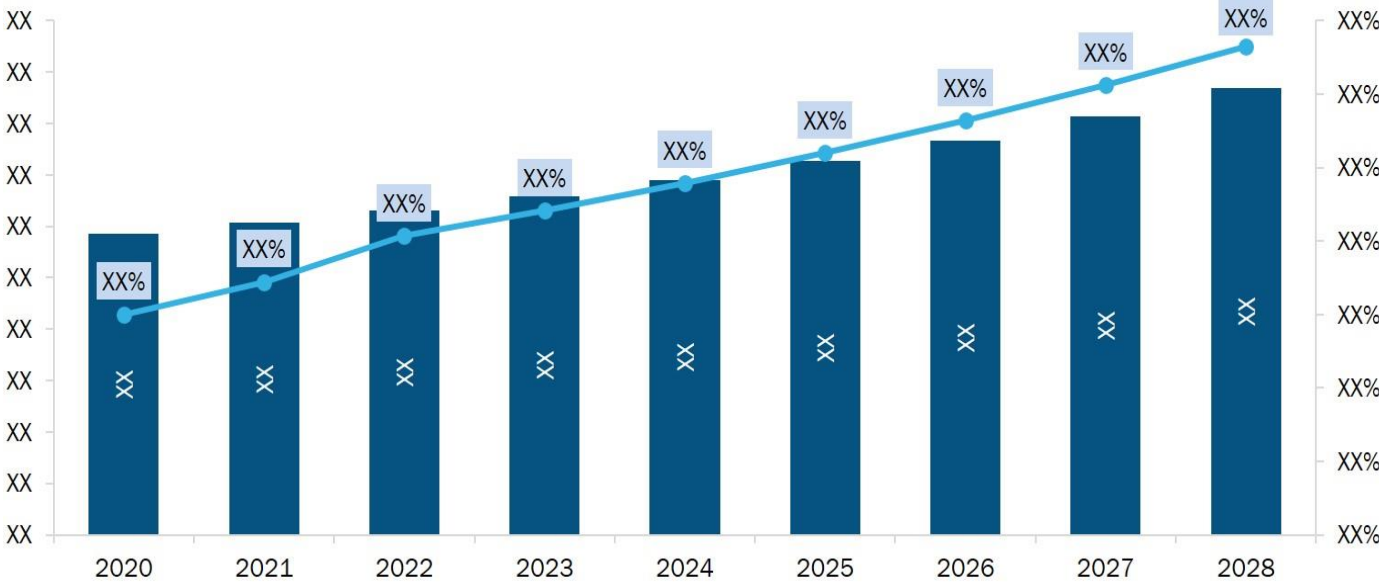
FIGURE 23. NORTH AMERICA CHEESE PUFFS AND BALLS MARKET BREAKDOWN BY KEY COUNTRIES, 2021 AND 2028 (%)



Source: The Insight Partners Analysis, Primary Interviews, Magazines and Journals, Secondary Sources

10.1.4 United States Cheese Puffs and Balls Market Revenue and Forecasts to 2028 (US\$ Mn)

FIGURE 24. UNITED STATES CHEESE PUFFS AND BALLS MARKET REVENUE AND FORECASTS TO 2028 (US\$ MN)



Source: The Insight Partners Analysis, Primary Interviews, Magazines and Journals, Secondary Sources

10.1.4.1 United States Cheese Puffs and Balls Market Breakdown by Type

For the years 2021 to 2028, the cheese puffs and balls market based on type in United States is shown in the sample table provided below:

TABLE 8. UNITED STATES CHEESE PUFFS AND BALLS MARKET REVENUE AND FORECASTS TO 2028 (US\$ MN) – TYPE

Type	2020	2021	2022	2023	2024	2025	2026	2027	2028	CAGR%
Curls and Puffs	XX	XX	XX	XX	XX	XX	XX	XX	XX	XX
Balls	XX	XX	XX	XX	XX	XX	XX	XX	XX	XX

Source: The Insight Partners Analysis, Primary Interviews, Magazines and Journals, Secondary Sources

10.1.4.2 United States Cheese Puffs and Balls Market Breakdown by Category

For the years 2021 to 2028, the cheese puffs and balls market based on category in United States is shown in the sample table provided below:

TABLE 9. UNITED STATES CHEESE PUFFS AND BALLS MARKET REVENUE AND FORECASTS TO 2028 (US\$ MN) – CATEGORY

Category	2020	2021	2022	2023	2024	2025	2026	2027	2028	CAGR%
Vegan	XX	XX	XX	XX	XX	XX	XX	XX	XX	XX
Conventional	XX	XX	XX	XX	XX	XX	XX	XX	XX	XX

Source: The Insight Partners Analysis, Primary Interviews, Magazines and Journals, Secondary Sources

10.1.4.3 United States Cheese Puffs and Balls Market Breakdown by Distribution Channel

For the years 2021 to 2028, the cheese puffs and balls market based on distribution channel in United States is shown in the sample table provided below:

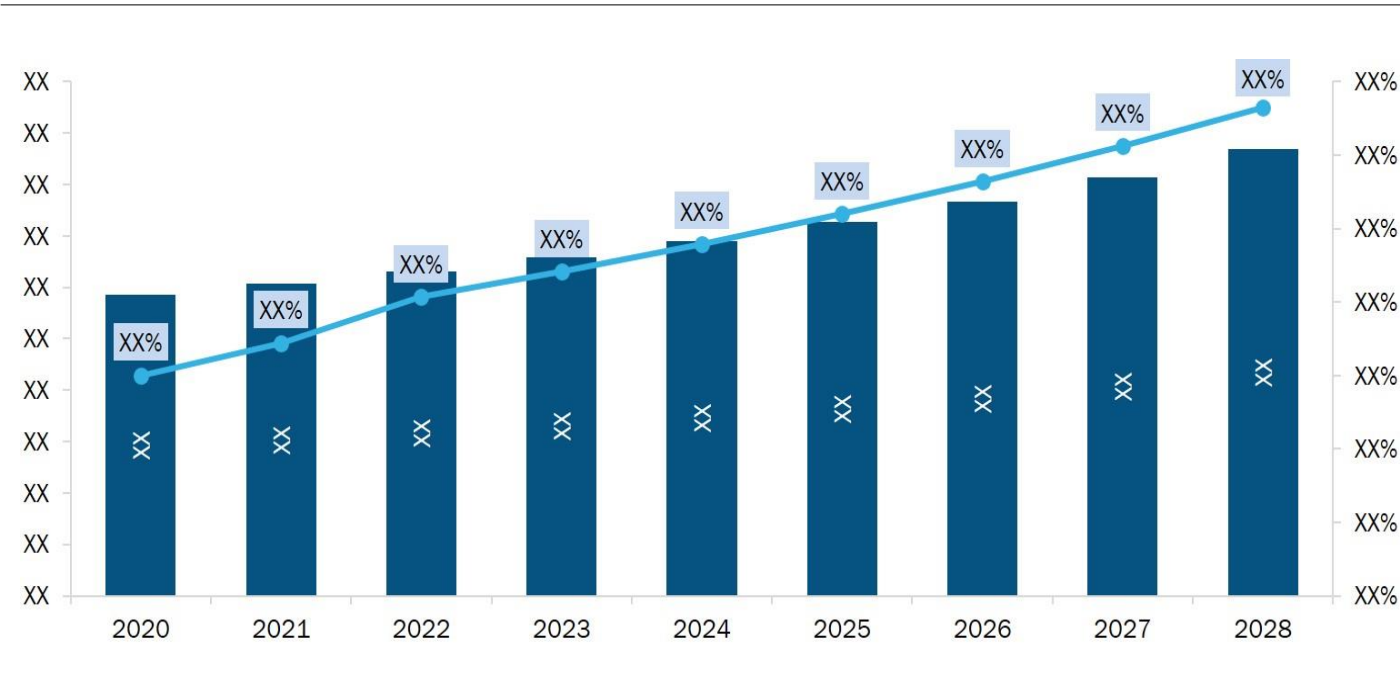
TABLE 10. UNITED STATES CHEESE PUFFS AND BALLS MARKET REVENUE AND FORECASTS TO 2028 (US\$ MN) – DISTRIBUTION CHANNEL

Distribution Channel	2020	2021	2022	2023	2024	2025	2026	2027	2028	CAGR%
Supermarkets and Hypermarkets	XX	XX	XX	XX	XX	XX	XX	XX	XX	XX
Convenience Stores	XX	XX	XX	XX	XX	XX	XX	XX	XX	XX
Online Retail	XX	XX	XX	XX	XX	XX	XX	XX	XX	XX
Others	XX	XX	XX	XX	XX	XX	XX	XX	XX	XX

Source: The Insight Partners Analysis, Primary Interviews, Magazines and Journals, Secondary Sources

10.1.5 Canada Cheese Puffs and Balls Market Revenue and Forecasts to 2028 (US\$ Mn)

FIGURE 25. CANADA CHEESE PUFFS AND BALLS MARKET REVENUE AND FORECASTS TO 2028 (US\$ MN)



Source: The Insight Partners Analysis, Primary Interviews, Magazines and Journals, Secondary Sources

10.1.5.1 Canada Cheese Puffs and Balls Market Breakdown by Type

For the years 2021 to 2028, the cheese puffs and balls market based on type in Canada is shown in the sample table provided below:

TABLE 11. CANADA CHEESE PUFFS AND BALLS MARKET REVENUE AND FORECASTS TO 2028 (US\$ MN) – TYPE

Type	2020	2021	2022	2023	2024	2025	2026	2027	2028	CAGR%
Curls and Puffs	XX	XX	XX	XX	XX	XX	XX	XX	XX	XX
Balls	XX	XX	XX	XX	XX	XX	XX	XX	XX	XX

Source: The Insight Partners Analysis, Primary Interviews, Magazines and Journals, Secondary Sources

10.1.5.2 Canada Cheese Puffs and Balls Market Breakdown by Category

For the years 2021 to 2028, the cheese puffs and balls market based on category in Canada is shown in the sample table provided below:

TABLE 12. CANADA CHEESE PUFFS AND BALLS MARKET REVENUE AND FORECASTS TO 2028 (US\$ MN) – CATEGORY

Category	2020	2021	2022	2023	2024	2025	2026	2027	2028	CAGR%
Vegan	XX	XX	XX	XX	XX	XX	XX	XX	XX	XX
Conventional	XX	XX	XX	XX	XX	XX	XX	XX	XX	XX

Source: The Insight Partners Analysis, Primary Interviews, Magazines and Journals, Secondary Sources



10.1.5.3 Canada Cheese Puffs and Balls Market Breakdown by Distribution Channel

For the years 2021 to 2028, the cheese puffs and balls market based on distribution channel in Canada is shown in the sample table provided below:

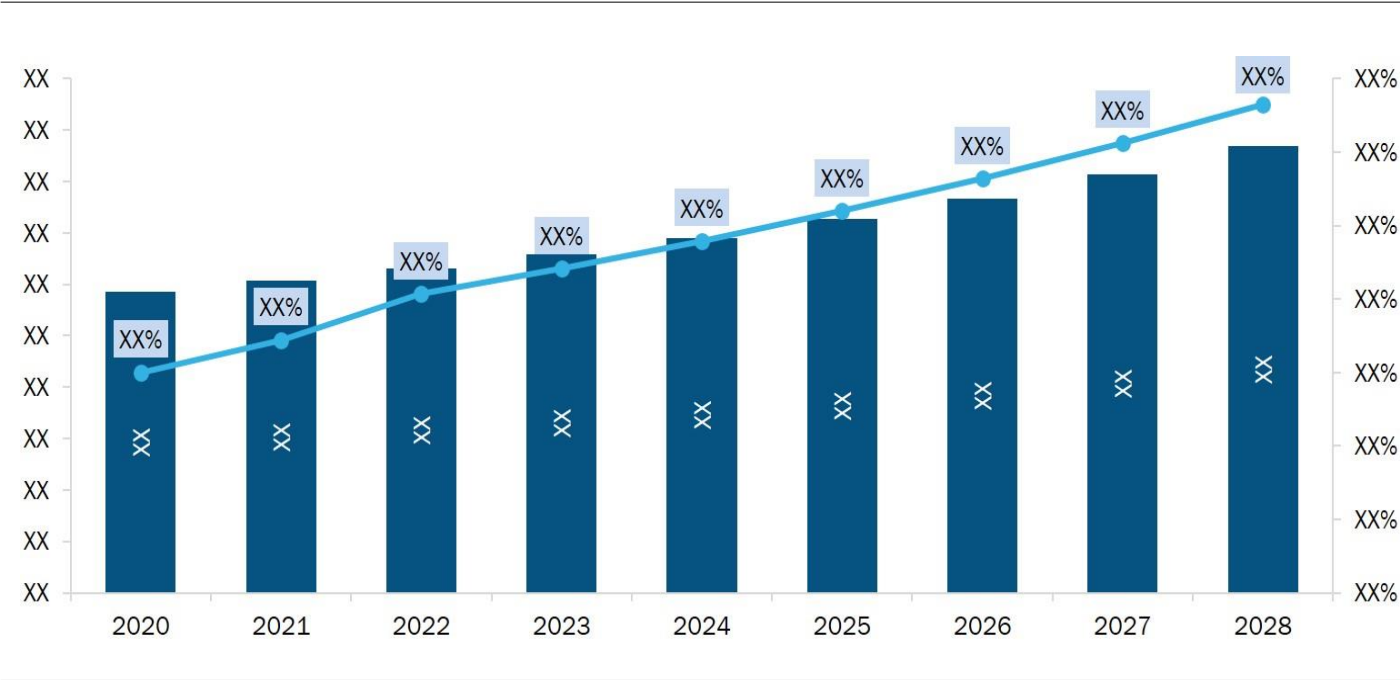
TABLE 13. CANADA CHEESE PUFFS AND BALLS MARKET REVENUE AND FORECASTS TO 2028 (US\$ MN) – DISTRIBUTION CHANNEL

Distribution Channel	2020	2021	2022	2023	2024	2025	2026	2027	2028	CAGR%
Supermarkets and Hypermarkets	XX	XX	XX	XX	XX	XX	XX	XX	XX	XX
Convenience Stores	XX	XX	XX	XX	XX	XX	XX	XX	XX	XX
Online Retail	XX	XX	XX	XX	XX	XX	XX	XX	XX	XX
Others	XX	XX	XX	XX	XX	XX	XX	XX	XX	XX

Source: The Insight Partners Analysis, Primary Interviews, Magazines and Journals, Secondary Sources

10.1.6 Mexico Cheese Puffs and Balls Market Revenue and Forecasts to 2028 (US\$ Mn)

FIGURE 26. MEXICO CHEESE PUFFS AND BALLS MARKET REVENUE AND FORECASTS TO 2028 (US\$ MN)



Source: The Insight Partners Analysis, Primary Interviews, Magazines and Journals, Secondary Sources

10.1.6.1 Mexico Cheese Puffs and Balls Market Breakdown by Type

For the years 2021 to 2028, the cheese puffs and balls market based on type in Mexico is shown in the sample table provided below:

TABLE 14. MEXICO CHEESE PUFFS AND BALLS MARKET REVENUE AND FORECASTS TO 2028 (US\$ MN) – TYPE

Type	2020	2021	2022	2023	2024	2025	2026	2027	2028	CAGR%
Curls and Puffs	XX	XX	XX	XX	XX	XX	XX	XX	XX	XX
Balls	XX	XX	XX	XX	XX	XX	XX	XX	XX	XX

Source: The Insight Partners Analysis, Primary Interviews, Magazines and Journals, Secondary Sources

10.1.6.2 Mexico Cheese Puffs and Balls Market Breakdown by Category

For the years 2021 to 2028, the cheese puffs and balls market based on category in Mexico is shown in the sample table provided below:

TABLE 15. MEXICO CHEESE PUFFS AND BALLS MARKET REVENUE AND FORECASTS TO 2028 (US\$ MN) – CATEGORY

Category	2020	2021	2022	2023	2024	2025	2026	2027	2028	CAGR%
Vegan	XX	XX	XX	XX	XX	XX	XX	XX	XX	XX
Conventional	XX	XX	XX	XX	XX	XX	XX	XX	XX	XX

Source: The Insight Partners Analysis, Primary Interviews, Magazines and Journals, Secondary Sources

10.1.6.3 Mexico Cheese Puffs and Balls Market Breakdown by Distribution Channel

For the years 2021 to 2028, the cheese puffs and balls market based on distribution channel in Mexico is shown in the sample table provided below:

TABLE 16. MEXICO CHEESE PUFFS AND BALLS MARKET REVENUE AND FORECASTS TO 2028 (US\$ MN) – DISTRIBUTION CHANNEL

Distribution Channel	2020	2021	2022	2023	2024	2025	2026	2027	2028	CAGR%
Supermarkets and Hypermarkets	XX	XX	XX	XX	XX	XX	XX	XX	XX	XX
Convenience Stores	XX	XX	XX	XX	XX	XX	XX	XX	XX	XX
Online Retail	XX	XX	XX	XX	XX	XX	XX	XX	XX	XX
Others	XX	XX	XX	XX	XX	XX	XX	XX	XX	XX

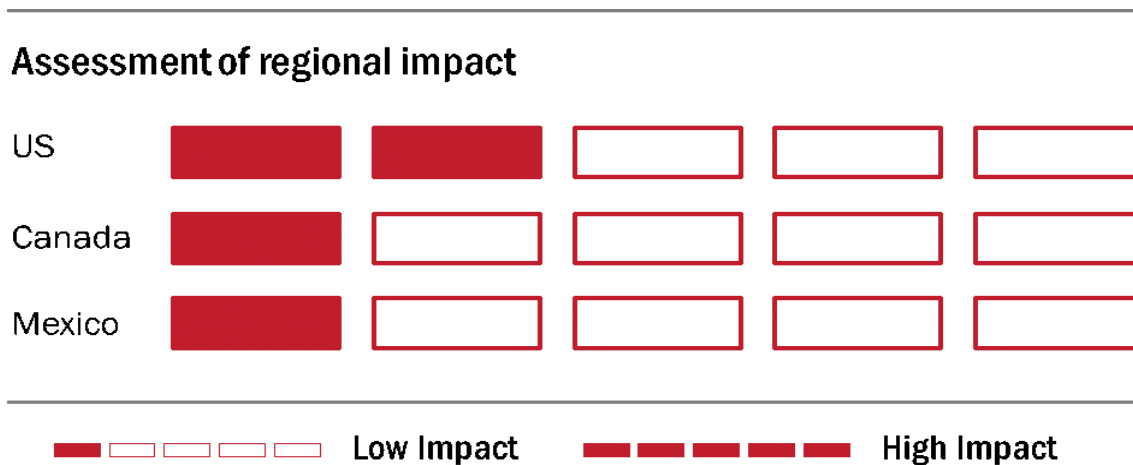
Source: The Insight Partners Analysis, Primary Interviews, Magazines and Journals, Secondary Sources

## 11. IMPACT OF COVID-19 PANDEMIC ON CHEESE PUFFS AND BALLS MARKET

### 11.1 North America: Impact assessment of COVID-19 Pandemic

Analysis

**Figure 1.** IMPACT OF COVID-19 PANDEMIC IN NORTH AMERICAN COUNTRY MARKETS



Source: The Insight Partners Analysis

### 11.2 Europe: Impact assessment of COVID-19 Pandemic

Analysis

**Figure 2.** IMPACT OF COVID-19 PANDEMIC IN EUROPEAN COUNTRY MARKETS

Source: The Insight Partners Analysis

### 11.3 Asia Pacific: Impact assessment of COVID-19 Pandemic

Analysis

**Figure 3.** IMPACT OF COVID-19 PANDEMIC IN ASIA PACIFIC COUNTRY MARKETS

Source: The Insight Partners Analysis

#### 11.4 Middle East and Africa: Impact assessment of COVID-19 Pandemic

Analysis

**Figure 4.** IMPACT OF COVID-19 PANDEMIC IN MIDDLE EAST AND AFRICAN COUNTRIES MARKETS

---

---

Source: The Insight Partners Analysis

#### 11.5 South and Central America: Impact assessment of COVID-19 Pandemic

Analysis

**Figure 5.** IMPACT OF COVID-19 PANDEMIC IN SOUTH AND CENTRAL AMERICAN COUNTRIES MARKETS

---

---

Source: The Insight Partners Analysis

## 12. CHEESE PUFFS AND BALLS MARKET INDUSTRY LANDSCAPE

### 12.1 MERGERS AND AQUISITIONS

Year	Developments	Region

### 12.2 AGREEMENTS, COLLABORATIONS AND JOINT VENTURES

Year	News	Region

### 12.3 NEW PRODUCT LAUNCHES

Year	News	Region

### 12.4 EXPANSIONS AND OTHER STRATEGIC DEVELOPMENTS

Year	News	Region

### 13. CHEESE PUFFS AND BALLS MARKET, KEY COMPANY PROFILES

#### 13.1 Utz

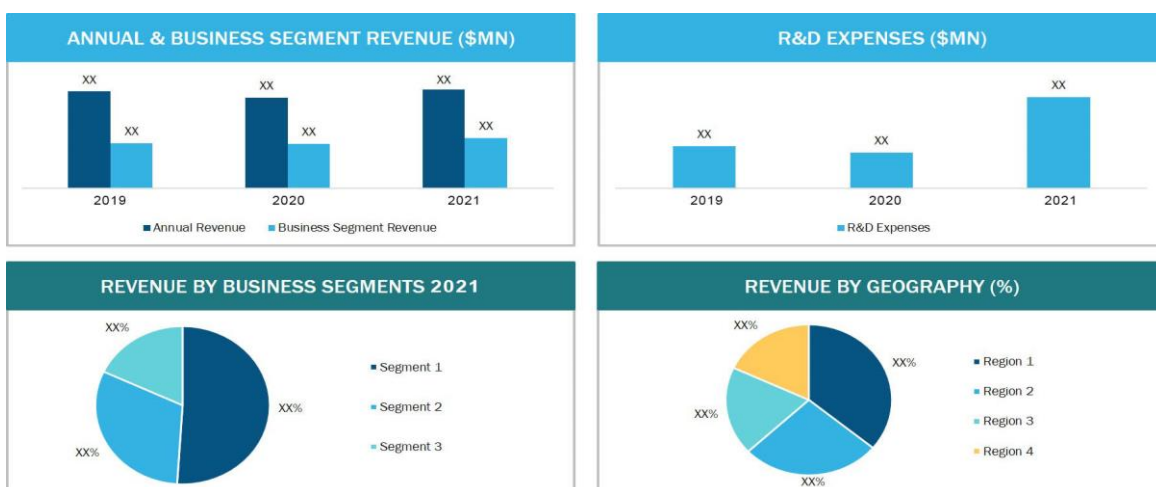
##### 13.1.1 Key Facts

Year	
Founded/Incorporate	
Corporate Address	
Telephone	
Fax	
URL	
Location	
Exchange Ticker Symbol	
Number of Employees	
Fiscal Year End	

##### 13.1.2 Business Description

##### 13.1.3 Products and Services

##### 13.1.4 Financial Overview



Source: Press Release, Newsletters, and Company Annual Report

13.1.5 SWOT Analysis



Source: Press Release, Newsletters, and Company Annual Report

13.1.6 Key Developments

Date	Development	Category	Description

Source: Press Release, Newsletters, and Company Annual Report

## 14. APPENDIX

### 14.1 ABOUT US

The Insight Partners is a one stop industry research provider of actionable solutions. We help our clients in getting solutions to their research requirements through our syndicated and consulting research services. We are specialist in industries such as Semiconductor and Electronics, Aerospace and Défense, Automotive and Transportation, Biotechnology, Healthcare IT, Manufacturing and Construction, Medical Device, Technology, Media and Telecommunications, Chemicals and Materials.

Our research model is very simple. We believe in client servicing and delivering best quality to our customers. Through our research content, we are making sure that our customers get value of their money along with better quality data and analysis.

Our research content is majorly focused towards market trends in terms of market sizing, competitive landscaping, company analysis, regional or country analysis etc. We provide detailed break-up of segmentation in terms of geography, technology, product and services etc.; which helps our clients to get a deeper analysis on various research topics.

### 14.2. GLOSSARY OF TERMS

**TABLE 17. GLOSSARY OF TERMS, CHEESE PUFFS AND BALLS MARKET**

Y-o-Y	Year-on-Year
CAGR	Compound Annual Growth Rate
APAC	Asia-Pacific
MEA	Middle East and Africa
OEM	Original Equipment Manufacturer



## CONTACT US

---

If you have any queries about this report or would like further information, please contact us:

**North America:** +1 646 491 9876

**Asia-Pacific:** +91 20 6727 8686

**Email:** [sales@theinsightpartners.com](mailto:sales@theinsightpartners.com)

## DISCLAIMER

---

All Rights Reserved.

No part of this publication may be reproduced, stored in a retrieval system or transmitted in any form by any means, electronic, mechanical, photocopying, recording or otherwise without the prior permission of the publisher, "The Insight Partners".